


**STATE OF ILLINOIS
BOONE/WINNEBAGO COUNTIES
REGIONAL OFFICE OF EDUCATION NO. 4**

**FINANCIAL AUDIT
(In Accordance with the Single Audit Act and OMB Circular A-133)
FOR THE YEAR ENDED JUNE 30, 2009**

Performed as Special Assistant Auditors
For the Auditor General, State of Illinois



E.C. ORTIZ & CO., LLP
CERTIFIED PUBLIC ACCOUNTANTS

**BOONE/WINNEBAGO COUNTIES
REGIONAL OFFICE OF EDUCATION NO. 4**

TABLE OF CONTENTS

	PAGE
OFFICIALS	1
COMPLIANCE REPORT SUMMARY	2
FINANCIAL STATEMENT REPORT SUMMARY	4
FINANCIAL SECTION	
Independent Auditors' Report.....	5
Report on Internal Control Over Financial Reporting and on Compliance and Other Matters Based on an Audit of Financial Statements Performed in Accordance with <i>Government Auditing Standards</i>	7
Report on Compliance with Requirements Applicable to Each Major Program and on Internal Control Over Compliance in Accordance with OMB Circular A-133.....	9
Schedule of Findings and Questioned Costs.....	11
Financial Statement Findings.....	12
Federal Award Findings.....	12
Summary Schedule of Prior Audit Findings.....	13
Management's Discussion and Analysis.....	14
EXHIBIT	
BASIC FINANCIAL STATEMENTS	
Government-wide Financial Statements	
Statement of Net Assets.....	A 20
Statement of Activities.....	B 21
Fund Financial Statements	
Governmental Funds - Balance Sheet.....	C 22
Governmental Funds - Reconciliation of the Governmental Funds Balance Sheet to the Statement of Net Assets.....	D 23
Governmental Funds - Statement of Revenues, Expenditures, and Changes in Fund Balances.....	E 24
Governmental Funds - Reconciliation of the Statement of Revenues, Expenditures, and Changes in Fund Balances to the Statement of Activities.....	F 25

**BOONE/WINNEBAGO COUNTIES
REGIONAL OFFICE OF EDUCATION NO. 4**

TABLE OF CONTENTS (CONTINUED)

	EXHIBIT	PAGE
BASIC FINANCIAL STATEMENTS (Continued)		
Fund Financial Statements (Continued)		
Proprietary Funds - Statement of Net Assets	G	26
Proprietary Funds - Statement of Revenues, Expenses and Changes in Fund Net Assets	H	27
Proprietary Funds - Statement of Cash Flows	I	28
Fiduciary Funds - Statement of Fiduciary Net Assets	J	29
Notes to Financial Statements		30
 REQUIRED SUPPLEMENTARY INFORMATION		
Illinois Municipal Retirement Fund - Schedule of Funding Progress		50
 SUPPLEMENTARY INFORMATION		
	SCHEDULE	
General Fund Accounts:		
Combining Schedule of Accounts	1	51
Combining Schedule of Revenues, Expenditures, and Changes in Fund Balances	2	52
Budgetary Comparison Schedule	3	53
Special Revenue Funds:		
Education Fund Accounts		
Combining Schedule of Accounts	4	54
Combining Schedule of Revenues, Expenditures, and Changes in Fund Balances	5	55
Budgetary Comparison Schedule	6	56
Regional Alternative School		
Combining Schedule of Accounts	7	57
Combining Schedule of Revenues, Expenditures, and Changes in Fund Balances	8	58
Regional Learning Center		
Combining Schedule of Accounts	9	59
Combining Schedule of Revenues, Expenditures, and Changes in Fund Balances	10	60

**BOONE/WINNEBAGO COUNTIES
REGIONAL OFFICE OF EDUCATION NO. 4**

TABLE OF CONTENTS (CONTINUED)

	SCHEDULE	PAGE
SUPPLEMENTARY INFORMATION (Continued)		
Special Revenue Funds (Continued):		
Regional Learning Academy		
Combining Schedule of Accounts	11	61
Combining Schedule of Revenues, Expenditures, and Changes in Fund Balances	12	62
Budgetary Comparison Schedule	13	63
KIDS Fund		
Combining Schedule of Accounts	14	64
Combining Schedule of Revenues, Expenditures, and Changes in Fund Balances	15	65
Budgetary Comparison Schedule	16	66
Nonmajor Special Revenue Funds:		
Combining Balance Sheet	17	68
Combining Statement of Revenues, Expenditures, and Changes in Fund Balances	18	69
Fiduciary Funds:		
Combining Statement of Fiduciary Net Assets	19	70
Combining Statement of Changes in Assets and Liabilities - All Agency Funds	20	71
Schedule of Disbursements to School District Treasurers and Others	21	72
 FEDERAL COMPLIANCE SECTION		
Schedule of Expenditures of Federal Awards	22	73
Notes to Schedule of Expenditures of Federal Awards		74

**BOONE/WINNEBAGO COUNTIES
REGIONAL OFFICE OF EDUCATION NO. 4
OFFICIALS**

Regional Superintendent
(current and during the audit period)

Dr. Richard Fairgrievies

Assistant Regional Superintendent
(current and during the audit period)

Dr. Lori Fanello

Office is located at:

300 Heart Blvd.
Loves Park, IL 61111

**BOONE/WINNEBAGO COUNTIES
REGIONAL OFFICE OF EDUCATION NO. 4
COMPLIANCE REPORT SUMMARY**

The compliance audit testing performed in this audit was conducted in accordance with *Government Auditing Standards* and in accordance with the Illinois State Auditing Act.

AUDITORS' REPORTS

The auditors' reports on compliance and on internal controls do not contain scope limitations, disclaimers, or other significant non-standard language.

SUMMARY OF AUDIT FINDINGS

<u>Number of</u>	<u>This Audit</u>	<u>Prior Audit</u>
Audit findings	-	-
Repeated audit findings	-	-
Prior recommendations implemented or not repeated	-	-

An additional matter which is less than a significant deficiency or material weakness but more than inconsequential, has been reported in a Management Letter of Comments to the Regional Superintendent. In prior years, this issue may have been included as an immaterial finding in the auditors' reports.

SUMMARY OF FINDINGS AND QUESTIONED COSTS

<u>Item No.</u>	<u>Page</u>	<u>Description</u>	<u>Finding Type</u>
		FINDINGS (<i>GOVERNMENT AUDITING STANDARDS</i>)	
	12	None	N/A
		FINDINGS AND QUESTIONED COSTS (FEDERAL COMPLIANCE)	
	12	None	N/A
		PRIOR FINDINGS NOT REPEATED (<i>GOVERNMENT AUDITING STANDARDS</i>)	
	13	None	
		PRIOR FINDINGS NOT REPEATED (FEDERAL COMPLIANCE)	
	13	None	

**BOONE/WINNEBAGO COUNTIES
REGIONAL OFFICE OF EDUCATION NO. 4
COMPLIANCE REPORT SUMMARY - CONTINUED**


EXIT CONFERENCE

The Boone/Winnebago Counties Regional Office of Education No. 4 opted not to have an exit conference during the financial audit for the year ended June 30, 2009.

**BOONE/WINNEBAGO COUNTIES
REGIONAL OFFICE OF EDUCATION NO. 4
FINANCIAL STATEMENT REPORT SUMMARY**

The audit of the accompanying basic financial statements of the Boone/Winnebago Counties Regional Office of Education No. 4 was performed by E. C. Ortiz & Co., LLP.

Based on their audit, the auditors expressed an unqualified opinion on the Boone/Winnebago Counties Regional Office of Education No. 4's basic financial statements.



INDEPENDENT AUDITORS' REPORT

Honorable William G. Holland
Auditor General
State of Illinois

As Special Assistant Auditors for the Auditor General, we have audited the accompanying financial statements of the governmental activities, the business-type activities, each major fund, and the aggregate remaining fund information of the Boone/Winnebago Counties Regional Office of Education No. 4, as of and for the year ended June 30, 2009, which collectively comprise the Boone/Winnebago Counties Regional Office of Education No. 4's basic financial statements as listed in the table of contents. These financial statements are the responsibility of the Boone/Winnebago Counties Regional Office of Education No. 4's management. Our responsibility is to express opinions on these financial statements based on our audit.

We conducted our audit in accordance with auditing standards generally accepted in the United States of America and the standards applicable to financial audits contained in *Government Auditing Standards* issued by the Comptroller General of the United States. Those standards require that we plan and perform the audit to obtain reasonable assurance about whether the financial statements are free of material misstatement. An audit includes examining, on a test basis, evidence supporting the amounts and disclosures in the financial statements. An audit also includes assessing the accounting principles used and the significant estimates made by management, as well as evaluating the overall financial statement presentation. We believe that our audit provides a reasonable basis for our opinions.

In our opinion, the financial statements referred to above present fairly, in all material respects, the respective financial position of the governmental activities, the business-type activities, each major fund, and the aggregate remaining fund information of the Boone/Winnebago Counties Regional Office of Education No. 4, as of June 30, 2009, and the respective changes in financial position and cash flows, where applicable, thereof for the year then ended in conformity with accounting principles generally accepted in the United States of America.

In accordance with *Government Auditing Standards*, we have also issued a report dated February 12, 2010 on our consideration of the Boone/Winnebago Counties Regional Office of Education No. 4's internal control over financial reporting and on our tests of its compliance with certain provisions of laws, regulations, contracts, and grant agreements and other matters. The purpose of that report is to describe the scope of our testing of internal control over financial reporting and compliance and the results of that testing, and not to provide an


opinion on the internal control over financial reporting or on compliance. That report is an integral part of an audit performed in accordance with *Government Auditing Standards* and should be considered in assessing the results of our audit.

The Management's Discussion and Analysis and the Illinois Municipal Retirement Fund Schedule of Funding Progress on pages 14 through 19 and 50 are not a required part of the basic financial statements but are supplementary information required by accounting principles generally accepted in the United States of America. We have applied certain limited procedures, which consisted principally of inquiries of management regarding the methods of measurement and presentation of the required supplementary information. However, we did not audit the information and express no opinion on it.

Our audit was conducted for the purpose of forming opinions on the financial statements that collectively comprise the Boone/Winnebago Counties Regional Office of Education No. 4's basic financial statements. The combining and individual nonmajor fund financial statements, budgetary comparison schedules, and Schedule of Disbursements to School District Treasurers and Others are presented for purposes of additional analysis and are not a required part of the basic financial statements. The accompanying Schedule of Expenditures of Federal Awards is presented for purposes of additional analysis as required by the U.S. Office of Management and Budget Circular A-133, *Audits of States, Local Governments, and Non-Profit Organizations*, and is also not a required part of the basic financial statements. The combining and individual nonmajor fund financial statements, budgetary comparison schedules, Schedule of Disbursements to School District Treasurers and Others, and the Schedule of Expenditures of Federal Awards have been subjected to the auditing procedures applied in the audit of the basic financial statements and, in our opinion, are fairly stated in all material respects in relation to the basic financial statements taken as a whole.

E. C. Ortiz & Co., LLP

Chicago, Illinois
February 12, 2010



**REPORT ON INTERNAL CONTROL OVER FINANCIAL REPORTING
AND ON COMPLIANCE AND OTHER MATTERS BASED ON AN AUDIT OF
FINANCIAL STATEMENTS PERFORMED IN ACCORDANCE WITH
GOVERNMENT AUDITING STANDARDS**

Honorable William G. Holland
Auditor General
State of Illinois

As Special Assistant Auditors for the Auditor General, we have audited the financial statements of the governmental activities, the business-type activities, each major fund, and the aggregate remaining fund information of the Boone/Winnebago Counties Regional Office of Education No. 4, as of and for the year ended June 30, 2009, which collectively comprise the Boone/Winnebago Counties Regional Office of Education No. 4's basic financial statements and have issued our report thereon dated February 12, 2010. We conducted our audit in accordance with auditing standards generally accepted in the United States of America and the standards applicable to financial audits contained in *Government Auditing Standards*, issued by the Comptroller General of the United States.

Internal Control Over Financial Reporting

In planning and performing our audit, we considered the Boone/Winnebago Counties Regional Office of Education No. 4's internal control over financial reporting as a basis for designing our auditing procedures for the purpose of expressing our opinions on the financial statements, but not for the purpose of expressing an opinion on the effectiveness of the Boone/Winnebago Counties Regional Office of Education No. 4's internal control over financial reporting. Accordingly, we do not express an opinion on the effectiveness of the Boone/Winnebago Counties Regional Office of Education No. 4's internal control over financial reporting.

A deficiency in internal control exists when the design or operation of a control does not allow management or employees, in the normal course of performing their assigned functions, to prevent, or detect and correct misstatements on a timely basis.

A material weakness is a deficiency, or combination of deficiencies, in internal control, such that there is a reasonable possibility that a material misstatement of the entity's financial statements will not be prevented, or detected and corrected on a timely basis.

Our consideration of internal control over financial reporting was for the limited purpose described in the first paragraph of this section and was not designed to identify all

deficiencies in internal control over financial reporting that might be deficiencies, significant deficiencies, or material weaknesses. We did not identify any deficiencies in internal control over financial reporting that we consider to be material weaknesses, as defined above.

Compliance and Other Matters


As part of obtaining reasonable assurance about whether the Boone/Winnebago Counties Regional Office of Education No. 4's financial statements are free of material misstatement, we performed tests of its compliance with certain provisions of laws, regulations, contracts, and grant agreements, noncompliance with which could have a direct and material effect on the determination of financial statement amounts. However, providing an opinion on compliance with those provisions was not an objective of our audit, and accordingly, we do not express such an opinion. The results of our tests disclosed no instances of noncompliance or other matters that are required to be reported under *Government Auditing Standards*.

We noted a certain matter which we have reported to management of the Boone/Winnebago Counties Regional Office of Education No. 4 in a separate letter dated February 12, 2010.

This report is intended solely for the information and use of the Auditor General, the General Assembly, the Legislative Audit Commission, the Governor, agency management, others within the entity, Illinois State Board of Education, federal awarding agencies and pass-through entities and is not intended to be and should not be used by anyone other than these specified parties.

E. C. Ortig & Co., LLP

Chicago, Illinois
February 12, 2010



**REPORT ON COMPLIANCE WITH REQUIREMENTS APPLICABLE TO EACH
MAJOR PROGRAM AND ON INTERNAL CONTROL OVER COMPLIANCE
IN ACCORDANCE WITH OMB CIRCULAR A-133**

Honorable William G. Holland
Auditor General
State of Illinois

Compliance

We have audited the compliance of the Boone/Winnebago Counties Regional Office of Education No. 4 with the types of compliance requirements described in the *U.S. Office of Management and Budget (OMB) Circular A-133 Compliance Supplement* that are applicable to each of its major federal programs for the year ended June 30, 2009. The Boone/Winnebago Counties Regional Office of Education No. 4's major federal programs are identified in the Summary of Auditors' Results section of the accompanying Schedule of Findings and Questioned Costs. Compliance with the requirements of laws, regulations, contracts, and grants applicable to each of its major federal programs is the responsibility of the Boone/Winnebago Counties Regional Office of Education No. 4's management. Our responsibility is to express an opinion on the Boone/Winnebago Counties Regional Office of Education No. 4's compliance based on our audit.

We conducted our audit of compliance in accordance with auditing standards generally accepted in the United States of America; the standards applicable to financial audits contained in *Government Auditing Standards*, issued by the Comptroller General of the United States; and OMB Circular A-133, *Audits of States, Local Governments, and Non-Profit Organizations*. Those standards and OMB Circular A-133 require that we plan and perform the audit to obtain reasonable assurance about whether noncompliance with the types of compliance requirements referred to above that could have a direct and material effect on a major federal program occurred. An audit includes examining, on a test basis, evidence about the Boone/Winnebago Counties Regional Office of Education No. 4's compliance with those requirements and performing such other procedures as we considered necessary in the circumstances. We believe that our audit provides a reasonable basis for our opinion. Our audit does not provide a legal determination of the Boone/Winnebago Counties Regional Office of Education No. 4's compliance with those requirements.

In our opinion, the Boone/Winnebago Counties Regional Office of Education No. 4 complied, in all material respects, with the requirements referred to above that are applicable to each of its major federal programs for the year ended June 30, 2009.

Internal Control Over Compliance

The management of the Boone/Winnebago Counties Regional Office of Education No. 4 is responsible for establishing and maintaining effective internal control over compliance with the requirements of laws, regulations, contracts, and grants applicable to federal programs. In planning and performing our audit, we considered the Boone/Winnebago Counties Regional Office of Education No. 4's internal control over compliance with requirements that could have a direct and material effect on a major federal program in order to determine our auditing procedures for the purpose of expressing our opinion on compliance, but not for the purpose of expressing an opinion on the effectiveness of internal control over compliance. Accordingly, we do not express an opinion on the effectiveness of the Boone/Winnebago Counties Regional Office of Education No. 4's internal control over compliance.

A *control deficiency* in an entity's internal control over compliance exists when the design or operation of a control does not allow management or employees, in the normal course of performing their assigned functions, to prevent or detect noncompliance with a type of compliance requirement of a federal program on a timely basis. A *significant deficiency* is a control deficiency or combination of control deficiencies, that adversely affects the entity's ability to administer a federal program such that there is more than a remote likelihood that noncompliance with a type of compliance requirement of a federal program that is more than inconsequential will not be prevented or detected by the entity's internal control.

A material weakness is a significant deficiency, or combination of significant deficiencies, that results in more than a remote likelihood that material noncompliance with a type of compliance requirement of a federal program will not be prevented or detected by the entity's internal control.

Our consideration of internal control over compliance was for the limited purpose described in the first paragraph of this section and would not necessarily identify all deficiencies in internal control that might be significant deficiencies or material weaknesses. We did not identify any deficiencies in internal control over compliance that we consider to be material weaknesses, as defined above.

This report is intended solely for the information and use of the Auditor General, the General Assembly, the Legislative Audit Commission, the Governor, agency management, others within the entity, Illinois State Board of Education, federal awarding agencies and pass-through entities and is not intended to be and should not be used by anyone other than these specified parties.

E. C. Ortley & Co., LLP

Chicago, Illinois
February 12, 2010

**BOONE/WINNEBAGO COUNTIES REGIONAL OFFICE OF EDUCATION NO. 4
SCHEDULE OF FINDINGS AND QUESTIONED COSTS
FOR THE YEAR ENDED JUNE 30, 2009**

Part I: Summary of Auditors' Results

Financial Statements

Type of auditors' report issued: Unqualified

Internal control over financial reporting:

- Material weakness(es) identified? Yes ✓ No
- Significant deficiency(ies) identified that are not considered to be material weakness(es)? Yes ✓ None reported
- Noncompliance material to financial statements noted? Yes ✓ No

Federal Awards

Internal control over major programs:

- Material weakness(es) identified? Yes ✓ No
- Significant deficiency(ies) identified that are not considered to be material weakness(es)? Yes ✓ None reported

Type of auditors' report issued on compliance for major programs: Unqualified

Any audit findings disclosed that are required to be reported in accordance with Circular A-133, Section .510(a)? Yes ✓ No

Identification of major programs:

<u>CFDA Number</u>	<u>Name of Federal Program or Cluster</u>
84.010A	Title I - School Improvement and Accountability
84.010A	Standards Aligned Classroom Initiative

Dollar threshold used to distinguish between type A and type B Programs: \$300,000

Auditee qualified as low-risk auditee? ✓ Yes No

**BOONE/WINNEBAGO COUNTIES REGIONAL OFFICE OF EDUCATION NO. 4
SCHEDULE OF FINDINGS AND QUESTIONED COSTS
FOR THE YEAR ENDED JUNE 30, 2009**

Part II: Findings Related to the Basic Financial Statements

There are no audit findings in the current year.

Part III: Findings and Questioned Costs for Federal Awards

Instances of Noncompliance:

None

Significant Deficiencies:

None

BOONE/WINNEBAGO COUNTIES REGIONAL OFFICE OF EDUCATION NO. 4
SUMMARY SCHEDULE OF PRIOR AUDIT FINDINGS
JUNE 30, 2009

There were no audit findings in the prior year.

**BOONE/WINNEBAGO COUNTIES REGIONAL OFFICE OF EDUCATION NO. 4
MANAGEMENT'S DISCUSSION AND ANALYSIS
JUNE 30, 2009**

The Boone/Winnebago Counties Regional Office of Education No. 4 (ROE No. 4) provides this Management's Discussion and Analysis of its financial statements. This narrative overview and analysis of the financial activities is for the year ended June 30, 2009 with comparative information for the year ended June 30, 2008. Readers are encouraged to consider the information in conjunction with the ROE No. 4's basic financial statements.

2009 Financial Highlights

- Within the Governmental Funds, the General Fund revenues increased by \$8,583 (1%) from \$1,020,288 in FY 2008 to \$1,028,871 in FY 2009. General Fund expenditures increased by \$101,760 (10%) from \$974,253 in FY 2008 to \$1,076,013 in FY 2009.
- Within the Governmental Funds, the Special Revenue Fund revenues decreased by \$79,561 (1%) from \$5,364,864 in FY 2008 to \$5,285,303 in FY 2009. The Special Revenue Fund expenditures decreased by \$66,219 (1%) from \$5,340,308 in FY 2008 to \$5,274,089 in FY 2009.
- The Enterprise Fund revenues decreased by \$162,326 (21%) from \$783,113 in FY 2008 to \$620,787 in FY 2009. The Enterprise Fund expenditures decreased by \$234,372 (35%) from \$677,018 in FY 2008 to \$442,646 in FY 2009.
- The ROE No. 4 has no long term debt.

Using This Report

This report consists of a series of financial statements and other information, as follows:

- *Management's Discussion and Analysis* introduces financial statements and provides an analytical overview of the ROE No. 4's financial activities.
- The *Government-wide financial statements* consist of a Statement of Net Assets and a Statement of Activities. These provide information about the activities of the ROE No. 4 as a whole and present an overall view of the ROE No. 4's finances.
- *Fund financial statements* report the ROE No. 4's operations in more detail than the government-wide statements by providing information about the most significant funds.
- *Notes to the financial statements* provide additional information that is needed for a full understanding of the data provided in the basic financial statements.
- *Required supplementary information* further explains and supports the financial statements and other supplementary information provides detailed information about the major and non-major funds.

**BOONE/WINNEBAGO COUNTIES REGIONAL OFFICE OF EDUCATION NO. 4
MANAGEMENT'S DISCUSSION AND ANALYSIS
JUNE 30, 2009**

Reporting the Boone/Winnebago Counties Regional Office of Education No. 4 as a Whole

It is important to note, that many grants are a cooperative effort of the ROE No. 4 and the DeKalb County Regional Office of Education No. 16 and the McHenry County Regional Office of Education No. 44. Therefore, these figures may reflect grants that are intended to serve Boone/Winnebago Counties only and grants that serve DeKalb County and McHenry County.

The Statement of Net Assets and the Statement of Activities

The Government-wide financial statements report information about the ROE No. 4 as a whole. The Statement of Net Assets includes all of the assets and liabilities. All of the current year revenues and expenses are accounted for in the Statement of Activities regardless of when cash is received or paid using generally accepted accounting principles and GASB 34.

The Government-wide financial statements report the ROE No. 4's net assets and how they have changed. Net assets - the difference between assets and liabilities - are one way to measure the ROE No. 4's financial health or position.

- Over time, increases or decreases in the net assets can be an indicator of whether financial position is improving or deteriorating, respectively.
- To assess the ROE No. 4's overall financial condition, additional non-financial factors, such as new laws, rules, regulations, and actions by officials at the State level need to be considered.

The Government-wide financial statements present the ROE No. 4's activities as governmental and business-type activities. Local, State, and federal funds finance most of the governmental activities while local workshops finance most of the business-type activities.

Fund Financial Statements

The fund financial statements provide detailed information about the ROE No. 4's funds. Funds are accounting devices that allow the tracking of specific sources of funding and spending on particular programs. Some funds are required by State law. The ROE No. 4 established other funds to control and manage money for particular purposes.

The Office has three kinds of funds:

- (1) Governmental funds account for all of the ROE No. 4's services. These focus on how cash and other financial assets that can be readily converted to cash flow in and out and the balances left at the year-end that are available for spending. Consequently, the governmental fund statements provide a detailed short-term view that helps determine whether there are more or fewer resources that can be spent in the near future to finance

**BOONE/WINNEBAGO COUNTIES REGIONAL OFFICE OF EDUCATION NO. 4
MANAGEMENT'S DISCUSSION AND ANALYSIS
JUNE 30, 2009**

the ROE No. 4's programs. The ROE No. 4's Governmental Funds include the General Fund and the Special Revenue Funds.

The governmental funds required financial statements include a Balance Sheet and a Statement of Revenues, Expenditures, and Changes in Fund Balances.

- (2) Proprietary funds account for resources from fees charged directly to those entities or individuals that use its services. Proprietary fund statements provide both long-term and short-term financial information consistent with the focus provided by government-wide financial statements but with more detail for major and non-major enterprise funds. The proprietary funds required financial statements include a Statement of Net Assets, Statement of Revenues, Expenses and Changes in Fund Net Assets and a Statement of Cash Flows.
- (3) Fiduciary funds are used to account for assets held by the ROE No. 4 in a trust capacity or as an agent for individuals and private or governmental organizations. These funds are custodial in nature (assets equal liabilities) and do not involve measurement of results of operations. The fiduciary funds required financial statements include a Statement of Fiduciary Net Assets.

Government-Wide Financial Analysis

As noted earlier, net assets may serve when examined over time as one indicator of the financial position of the ROE No. 4. The net assets at the end of FY 2009 and FY 2008 totaled \$4,589,608 and \$4,424,914, respectively. The analysis that follows provides a summary of the ROE No. 4's net assets as of June 30.

CONDENSED STATEMENT OF NET ASSETS

	<u>Governmental Activities</u>		<u>Business-Type Activities</u>		<u>Total</u>	
	<u>2009</u>	<u>2008</u>	<u>2009</u>	<u>2008</u>	<u>2009</u>	<u>2008</u>
ASSETS						
Current assets	\$ 4,892,592	\$ 4,720,084	\$ 882,943	\$ 824,739	\$ 5,775,535	\$ 5,544,823
Capital assets, net of depreciation	49,314	26,833	3,090	4,150	52,404	30,983
TOTAL ASSETS	4,941,906	4,746,917	886,033	828,889	5,827,939	5,575,806
Current liabilities	1,097,584	887,518	140,747	263,374	1,238,331	1,150,892
TOTAL LIABILITIES	1,097,584	887,518	140,747	263,374	1,238,331	1,150,892
NET ASSETS						
Invested in capital assets, net of related debt	49,314	26,833	3,090	4,150	52,404	30,983
Restricted for teacher professional development	176,490	188,067	-	-	176,490	188,067
Unrestricted	3,618,518	3,644,499	742,196	561,365	4,360,714	4,205,864
TOTAL NET ASSETS	\$ 3,844,322	\$ 3,859,399	\$ 745,286	\$ 565,515	\$ 4,589,608	\$ 4,424,914

**BOONE/WINNEBAGO COUNTIES REGIONAL OFFICE OF EDUCATION NO. 4
MANAGEMENT'S DISCUSSION AND ANALYSIS
JUNE 30, 2009**

The ROE No. 4's net assets increased by \$164,694 (4%) from FY 2008. The increase occurred primarily in the enterprise funds due to the excess of revenues over expenses for workshops conducted by the ROE No. 4. In addition, net assets related to the Teacher Institute Fund are considered restricted for teacher professional development.

CHANGES IN NET ASSETS

The following analysis shows the changes in net assets for the years ended June 30, 2009 and 2008.

	Governmental Activities		Business-Type Activities		Total	
	2009	2008	2009	2008	2009	2008
Revenues:						
Program revenues:						
Charges for services	\$ 378,130	\$ 332,969	\$ 620,731	\$ 782,846	\$ 998,861	\$ 1,115,815
Operating grants and contributions	5,245,748	5,298,153	-	-	5,245,748	5,298,153
General revenues:						
Local sources	99,146	127,159	-	-	99,146	127,159
Interest	55,618	157,679	56	267	55,674	157,946
On-behalf payments	535,532	469,192	-	-	535,532	469,192
Loss on disposal of assets	(3,977)	-	-	-	(3,977)	-
Total revenues	<u>6,310,197</u>	<u>6,385,152</u>	<u>620,787</u>	<u>783,113</u>	<u>6,930,984</u>	<u>7,168,265</u>
Expenses:						
Salaries	2,055,634	2,294,954	210	12,853	2,055,844	2,307,807
Benefits	377,684	392,414	-	-	377,684	392,414
Purchased services	1,668,337	2,477,816	429,982	638,155	2,098,319	3,115,971
Supplies and materials	190,195	197,792	11,394	23,538	201,589	221,330
Capital expenditures	56,740	103,998	-	1,412	56,740	105,410
Depreciation	17,829	25,146	1,060	1,060	18,889	26,206
Payments to other governments	1,421,693	378,395	-	-	1,421,693	378,395
On-behalf payments	535,532	469,192	-	-	535,532	469,192
Total expenses	<u>6,323,644</u>	<u>6,339,707</u>	<u>442,646</u>	<u>677,018</u>	<u>6,766,290</u>	<u>7,016,725</u>
Income (loss) before other financing sources (uses)	(13,447)	45,445	178,141	106,095	164,694	151,540
Other financing sources (uses):						
Operating transfers	(1,630)	-	1,630	-	-	-
Change in net assets	(15,077)	45,445	179,771	106,095	165,694	151,540
Net assets, beginning	<u>3,859,399</u>	<u>3,813,954</u>	<u>565,515</u>	<u>459,420</u>	<u>4,424,914</u>	<u>4,273,374</u>
Net assets, ending	<u>\$ 3,844,322</u>	<u>\$ 3,859,399</u>	<u>\$ 745,286</u>	<u>\$ 565,515</u>	<u>\$ 4,589,608</u>	<u>\$ 4,424,914</u>

Governmental Activities

Revenues for governmental activities were \$6,310,197, and expenses were \$6,323,644. The decrease in revenues of \$74,955 (1%) is due to the reduction in operating grants of \$52,405, primarily due to reduced funding received for the Standards Aligned Classroom and Title I -

**BOONE/WINNEBAGO COUNTIES REGIONAL OFFICE OF EDUCATION NO. 4
MANAGEMENT'S DISCUSSION AND ANALYSIS
JUNE 30, 2009**

School Improvement and Accountability grants. Interest income likewise decreased by \$102,061 due to lower cash balances available for investment and lower interest rates. Certain programs were not funded or funding was reduced in FY 2009. Consequently, expenses were proportionally increased or decreased to meet the funding level.

Business-Type Activities

Revenues for business-type activities were \$620,787 and expenditures were \$442,646. The decrease in revenues and expenditures is due mainly to the decrease in local workshops and conferences conducted by the ROE No. 4 in FY 2009.

Financial Analysis of the ROE No. 4 Funds

As previously noted, the ROE No. 4 uses fund accounting to ensure and demonstrate compliance with finance-related legal requirements. The ROE No. 4's Governmental Funds reported combined fund balances were \$3,795,008.

Governmental Fund Highlights

The General Assembly and the Illinois State Board of Education (ISBE) continue to increase the responsibilities of the Regional Offices of Education (ROE) without providing any additional resources.

Two areas will be cited where this is true:

- Certification requirements and procedures have changed from just certificate registration to certificate renewal with endorsements and highly qualified status requirements for teachers. This has increased the Regional Office's work load tremendously. Teachers and administrators are requiring one-on-one help to learn how to use the Educator Certification System to enter their professional development activities.
- Additional fingerprinting requirements for private and parochial school teachers have increased the work load on ROE staff.

Proprietary Fund Highlights

Total proprietary fund net assets increased by \$179,771 (32%). The increase resulted from the excess of revenues over expenditures for the local workshop fund.

Fiduciary Fund Highlights

There was no significant movement in fiduciary funds for FY 2009. Total fiduciary net assets increased by \$1,274 (less than 1%). Transactions during FY 2009 represent mainly

**BOONE/WINNEBAGO COUNTIES REGIONAL OFFICE OF EDUCATION NO. 4
MANAGEMENT'S DISCUSSION AND ANALYSIS
JUNE 30, 2009**

transfers in and out of funds for Payroll Fund and CEANCI (Career Educational Associates of North Central Illinois).

Budgetary Highlights

The ROE No. 4 annually adopts budgets for several funds. The General Fund Accounts and KIDS Accounts are prepared by the Regional Superintendent and serve as a guideline for activities and expenditures. The Regional Superintendent annually prepares an Office Operations Budget and submits it to the County Board for their approval. The Office Operations Budget covers a fiscal year which runs from October 1 to September 30. All grant budgets are prepared by the ROE No. 4 and submitted to the granting agency for approval. Amendments must be submitted under guidelines established by the granting agency.

Capital Assets

The ROE No. 4's capital assets include office equipment, computers, audio-visual equipment, and office furniture. The ROE No. 4 maintains an inventory of capital assets which have been accumulated over time. In FY 2009, total additions amounted to \$44,287 and total retirements amounted to \$30,842. Depreciation expense for FY 2009 was \$18,889.

Economic Factors and Next Years' Budget

At the time these financial statements were prepared and audited, the ROE No. 4 was aware of several existing circumstances that could affect its financial condition in the future:

- The proposed State aid foundation level for FY 2010 has been increased to \$6,119 per student.
- County board support for ROE No. 4 is expected to decline during FY 2010.
- Federal grants under ARRA are expected to be received in FY 2010 in the form of general State aid in an effort to reduce the impact of the State's current fiscal deficit on the ROE's operations.
- The student growth in the region is stabilizing.
- The interest rate on investments continues to be low.

Contacting the Regional Office's Financial Management

This financial report is designed to provide the ROE No. 4's citizens, taxpayers, clients, and other constituents with a general overview of its finances and to demonstrate the accountability for the money it receives. If the reader has questions concerning this report or needs additional financial information, please contact the Regional Superintendent of the ROE No. 4 at 300 Heart Blvd., Loves Park, IL 61111.

BASIC FINANCIAL STATEMENTS

BOONE/WINNEBAGO COUNTIES REGIONAL OFFICE OF EDUCATION NO. 4
STATEMENT OF NET ASSETS
JUNE 30, 2009

EXHIBIT A

	Primary Government		
	Governmental Activities	Business-Type Activities	Total
ASSETS			
Current assets:			
Cash and cash equivalents	\$ 4,488,703	\$ 882,943	\$ 5,371,646
Due from other governmental agencies	403,889	-	403,889
Total current assets	<u>4,892,592</u>	<u>882,943</u>	<u>5,775,535</u>
Noncurrent assets:			
Capital assets, net	49,314	3,090	52,404
TOTAL ASSETS	<u>4,941,906</u>	<u>886,033</u>	<u>5,827,939</u>
LIABILITIES			
Accounts payable and accrued expenses	497,520	140,747	638,267
Due to other governmental agencies	600,064	-	600,064
TOTAL LIABILITIES	<u>1,097,584</u>	<u>140,747</u>	<u>1,238,331</u>
NET ASSETS			
Invested in capital assets	49,314	3,090	52,404
Restricted for teacher professional development	176,490	-	176,490
Unrestricted	3,618,518	742,196	4,360,714
TOTAL NET ASSETS	<u>\$ 3,844,322</u>	<u>\$ 745,286</u>	<u>\$ 4,589,608</u>

The notes to the financial statements are an integral part of this statement.

BOONE/WINNEBAGO COUNTIES REGIONAL OFFICE OF EDUCATION NO. 4
 STATEMENT OF ACTIVITIES
 FOR THE YEAR ENDED JUNE 30, 2009

EXHIBIT B

	Program Revenues			Net (Expense) Revenue and Changes in Net Assets		
	Expenses	Charges for Services	Operating Grants and Contribution	Primary Government		Total
				Governmental Activities	Business-Type Activities	
FUNCTIONS/PROGRAMS						
Primary government						
Governmental activities:						
Instructional services						
Salaries	\$ 2,055,634	\$ 132,346	\$ 1,903,769	\$ (19,519)	\$ -	\$ (19,519)
Benefits	377,684	22,688	355,232	236	-	236
Purchased services	1,668,337	105,876	1,385,267	(177,194)	-	(177,194)
Supplies and materials	190,195	11,344	169,279	(9,572)	-	(9,572)
Capital expenditures	56,740	3,781	95,021	42,062	-	42,062
Payments to other governments	1,421,693	102,095	1,337,180	17,582	-	17,582
Depreciation	17,829	-	-	(17,829)	-	(17,829)
Administrative						
On-behalf payments	535,532	-	-	(535,532)	-	(535,532)
Total governmental activities	6,323,644	378,130	5,245,748	(699,766)	-	(699,766)
Business-type activities:						
Professional development	442,646	620,731	-	-	178,085	178,085
Total business-type activities	442,646	620,731	-	-	178,085	178,085
Total primary government	\$ 6,766,290	\$ 998,861	\$ 5,245,748	(699,766)	178,085	(521,681)
General revenues:						
Local sources				99,146	-	99,146
Interest				55,618	56	55,674
On-behalf payments				535,532	-	535,532
Loss on disposal of assets				(3,977)	-	(3,977)
Transfers				(1,630)	1,630	-
Total general revenues and other financing sources				684,689	1,686	686,375
Change in net assets				(15,077)	179,771	164,694
Net assets - beginning				3,859,399	565,515	4,424,914
Net assets - ending				\$ 3,844,322	\$ 745,286	\$ 4,589,608

The notes to the financial statements are an integral part of this statement.

**BOONE/WINNEBAGO COUNTIES REGIONAL OFFICE OF EDUCATION NO. 4
 GOVERNMENTAL FUNDS
 BALANCE SHEET
 JUNE 30, 2009**

EXHIBIT C

	<u>General Fund</u>	<u>Education Fund</u>	<u>Nonmajor Special Revenue Funds</u>	<u>Total Governmental Funds</u>
ASSETS				
Cash and cash equivalents	\$ 660,356	\$ 3,418,362	\$ 409,985	\$ 4,488,703
Due from other funds	74,000	239,544	-	313,544
Due from other governmental agencies	43,446	359,021	1,422	403,889
TOTAL ASSETS	<u>777,802</u>	<u>4,016,927</u>	<u>411,407</u>	<u>5,206,136</u>
LIABILITIES AND FUND BALANCES				
LIABILITIES				
Accounts payable and accrued expenses	62,184	435,336	-	497,520
Due to other funds	313,544	-	-	313,544
Due to other governmental agencies	-	600,064	-	600,064
Total liabilities	<u>375,728</u>	<u>1,035,400</u>	<u>-</u>	<u>1,411,128</u>
FUND BALANCES				
Unreserved, reported in:				
General fund	402,074	-	-	402,074
Special revenue funds	-	2,981,527	411,407	3,392,934
Total fund balances	<u>402,074</u>	<u>2,981,527</u>	<u>411,407</u>	<u>3,795,008</u>
TOTAL LIABILITIES AND FUND BALANCES	<u>\$ 777,802</u>	<u>\$ 4,016,927</u>	<u>\$ 411,407</u>	<u>\$ 5,206,136</u>

The notes to the financial statements are an integral part of this statement.

**BOONE/WINNEBAGO COUNTIES REGIONAL OFFICE OF EDUCATION NO. 4
GOVERNMENTAL FUNDS
RECONCILIATION OF THE GOVERNMENTAL FUNDS
BALANCE SHEET TO THE STATEMENT OF NET ASSETS
JUNE 30, 2009**

EXHIBIT D

Total fund balances - governmental funds	\$ 3,795,008
Amounts reported for governmental activities in the Statement of Net Assets are different because:	
Capital assets used in governmental activities are not financial resources and therefore, are not reported in the funds.	<u>49,314</u>
Net assets of governmental activities	<u><u>\$ 3,844,322</u></u>

The notes to the financial statements are an integral part of this statement.

**BOONE/WINNEBAGO COUNTIES REGIONAL OFFICE OF EDUCATION NO. 4
GOVERNMENTAL FUNDS
STATEMENT OF REVENUES, EXPENDITURES, AND CHANGES IN FUND BALANCES
FOR THE YEAR ENDED JUNE 30, 2009**

EXHIBIT E

	General Fund	Education Fund	Nonmajor Special Revenue Funds	Total Governmental Funds
REVENUES				
Federal sources	\$ -	\$ 2,354,211	\$ -	\$ 2,354,211
State sources	374,598	2,441,234	4,036	2,819,868
Local sources				
Intergovernmental	-	71,669	-	71,669
Licenses and permits	-	-	52,614	52,614
Fees for services	99,146	249,898	75,618	424,662
Interest	19,595	30,905	5,118	55,618
On-behalf payments	535,532	-	-	535,532
Total revenues	<u>1,028,871</u>	<u>5,147,917</u>	<u>137,386</u>	<u>6,314,174</u>
EXPENDITURES				
Instructional services:				
Salaries	225,837	1,798,255	31,542	2,055,634
Benefits	48,827	328,857	-	377,684
Purchased services	190,951	1,375,527	101,859	1,668,337
Supplies and materials	36,806	147,596	5,793	190,195
Payments to other governments	-	1,421,693	-	1,421,693
On-behalf payments	535,532	-	-	535,532
Capital expenditures	38,060	62,967	-	101,027
Total expenditures	<u>1,076,013</u>	<u>5,134,895</u>	<u>139,194</u>	<u>6,350,102</u>
EXCESS (DEFICIENCY) OF REVENUES OVER EXPENDITURES	(47,142)	13,022	(1,808)	(35,928)
OTHER FINANCING USES				
Transfer out	-	-	(1,630)	(1,630)
EXCESS (DEFICIENCY) OF REVENUES AND OTHER FINANCING USES OVER EXPENDITURES	(47,142)	13,022	(3,438)	(37,558)
FUND BALANCES, BEGINNING OF YEAR	449,216	2,968,505	414,845	3,832,566
FUND BALANCES, END OF YEAR	<u>\$ 402,074</u>	<u>\$ 2,981,527</u>	<u>\$ 411,407</u>	<u>\$ 3,795,008</u>

The notes to the financial statements are an integral part of this statement.

**BOONE/WINNEBAGO COUNTIES REGIONAL OFFICE OF EDUCATION NO. 4
GOVERNMENTAL FUNDS
RECONCILIATION OF THE STATEMENT OF REVENUES, EXPENDITURES,
AND CHANGES IN FUND BALANCES TO THE STATEMENT OF ACTIVITIES
FOR THE YEAR ENDED JUNE 30, 2009**

EXHIBIT F

Net change in fund balances \$ (37,558)

Amounts reported for governmental activities in the Statement of Activities are different because:

Governmental funds report capital outlays as expenditures. However, in the Statement of Activities the cost of those assets is allocated over their estimated useful lives and reported as depreciation expense.

Capital expenditures	\$ 44,287	
Depreciation expense	(17,829)	
Loss on disposal of capital assets	(3,977)	22,481

Change in net assets of governmental activities \$ (15,077)

The notes to the financial statements are an integral part of this statement.

BOONE/WINNEBAGO COUNTIES REGIONAL OFFICE OF EDUCATION NO. 4
PROPRIETARY FUNDS
STATEMENT OF NET ASSETS
JUNE 30, 2009

EXHIBIT G

	Business Type Activities - Enterprise Funds						Total
	Local Workshop	Curriculum 2004	Networking for Information Conference	Raising Student Achievement Conference	Conference Connect	Global Connect Conference	
ASSETS							
Current assets:							
Cash and cash equivalents	\$ 774,813	\$ 11,116	\$ 26,743	\$ 51,930	\$ 3,328	\$ 15,013	\$ 882,943
Noncurrent assets:							
Capital assets, net	3,090	-	-	-	-	-	3,090
TOTAL ASSETS	777,903	11,116	26,743	51,930	3,328	15,013	886,033
LIABILITIES							
Accounts payable and accrued expenses	140,747	-	-	-	-	-	140,747
NET ASSETS							
Invested in capital assets	3,090	-	-	-	-	-	3,090
Unrestricted	634,066	11,116	26,743	51,930	3,328	15,013	742,196
TOTAL NET ASSETS	\$ 637,156	\$ 11,116	\$ 26,743	\$ 51,930	\$ 3,328	\$ 15,013	\$ 745,286

The notes to the financial statements are an integral part of this statement.

**BOONE/WINNEBAGO COUNTIES REGIONAL OFFICE OF EDUCATION NO. 4
 PROPRIETARY FUNDS
 STATEMENT OF REVENUES, EXPENSES, AND CHANGES IN FUND NET ASSETS
 FOR THE YEAR ENDED JUNE 30, 2009**

EXHIBIT H

	Business Type Activities - Enterprise Funds						Total
	Local Workshop	Curriculum 2004	Networking for Information Conference	Raising Student Achievement Conference	Conference Connect	Global Connect Conference	
OPERATING REVENUES							
Fees for services	\$ 578,823	\$ 2,325	\$ 22,030	\$ 1,623	\$ -	\$ 15,930	\$ 620,731
Interest	-	-	-	56	-	-	56
Total operating revenues	578,823	2,325	22,030	1,679	-	15,930	620,787
OPERATING EXPENSES							
Salaries	-	-	-	210	-	-	210
Purchased services	378,598	9,599	16,019	25,062	-	704	429,982
Supplies and materials	11,063	-	118	-	-	213	11,394
Depreciation	1,060	-	-	-	-	-	1,060
Total operating expenses	390,721	9,599	16,137	25,272	-	917	442,646
OPERATING INCOME (LOSS)	188,102	(7,274)	5,893	(23,593)	-	15,013	178,141
NONOPERATING REVENUES							
Transfer in	1,630	-	-	-	-	-	1,630
CHANGE IN NET ASSETS	189,732	(7,274)	5,893	(23,593)	-	15,013	179,771
TOTAL NET ASSETS, BEGINNING OF YEAR	447,424	18,390	20,850	75,523	3,328	-	565,515
TOTAL NET ASSETS, END OF YEAR	<u>\$ 637,156</u>	<u>\$ 11,116</u>	<u>\$ 26,743</u>	<u>\$ 51,930</u>	<u>\$ 3,328</u>	<u>\$ 15,013</u>	<u>\$ 745,286</u>

The notes to the financial statements are an integral part of this statement.

BOONE/WINNEBAGO COUNTIES REGIONAL OFFICE OF EDUCATION NO. 4
 PROPRIETARY FUNDS
 STATEMENT OF CASH FLOWS
 FOR THE YEAR ENDED JUNE 30, 2009

EXHIBIT I

	Business Type Activities - Enterprise Funds						Total
	Local Workshop	Curriculum 2004	Networking for Information Conference	Raising Student Achievement Conference	Conference Connect	Global Connect Conference	
CASH FLOWS FROM OPERATING ACTIVITIES:							
Receipts for workshops and services	\$ 578,823	\$ 2,325	\$ 22,030	\$ 1,679	\$ 13,678	\$ 15,930	\$ 634,465
Payments to suppliers	(507,379)	(9,599)	(16,137)	(25,062)	(4,909)	(917)	(564,003)
Payments to employees	-	-	-	(210)	-	-	(210)
Net cash provided by (used in) operating activities	71,444	(7,274)	5,893	(23,593)	8,769	15,013	70,252
CASH FLOWS FROM NON CAPITAL FINANCING ACTIVITIES:							
Transfer from other funds	1,630	-	-	-	-	-	1,630
Net cash provided by non capital financing activities	1,630	-	-	-	-	-	1,630
NET INCREASE (DECREASE) IN CASH AND CASH EQUIVALENTS	73,074	(7,274)	5,893	(23,593)	8,769	15,013	71,882
CASH AND CASH EQUIVALENTS (OVERDRAFT), BEGINNING OF YEAR	701,739	18,390	20,850	75,523	(5,441)	-	811,061
CASH AND CASH EQUIVALENTS, END OF YEAR	\$ 774,813	\$ 11,116	\$ 26,743	\$ 51,930	\$ 3,328	\$ 15,013	\$ 882,943
Reconciliation of operating income (loss) to net cash provided by (used in) operating activities:							
Operating income (loss)	\$ 188,102	\$ (7,274)	\$ 5,893	\$ (23,593)	\$ -	\$ 15,013	\$ 178,141
Adjustments to reconcile operating income (loss) to net cash provided by (used in) operating activities:							
Effects of changes in assets and liabilities:							
Due from other governmental agencies	-	-	-	-	13,678	-	13,678
Accounts payable and accrued expenses	(117,718)	-	-	-	(4,909)	-	(122,627)
Depreciation	1,060	-	-	-	-	-	1,060
Net cash provided by (used in) operating activities	\$ 71,444	\$ (7,274)	\$ 5,893	\$ (23,593)	\$ 8,769	\$ 15,013	\$ 70,252

The notes to the financial statements are an integral part of this statement.

**BOONE/WINNEBAGO COUNTIES REGIONAL OFFICE OF EDUCATION NO. 4
FIDUCIARY FUNDS
STATEMENT OF FIDUCIARY NET ASSETS
JUNE 30, 2009**

EXHIBIT J

ASSETS

Cash and cash equivalents	<u>\$ 1,063,290</u>
---------------------------	---------------------

LIABILITIES

Due to other governmental agencies	<u>\$ 1,063,290</u>
------------------------------------	---------------------

The notes to the financial statements are an integral part of this statement.

BOONE/WINNEBAGO COUNTIES REGIONAL OFFICE OF EDUCATION NO. 4
NOTES TO FINANCIAL STATEMENTS
JUNE 30, 2009

NOTE 1 - SUMMARY OF SIGNIFICANT ACCOUNTING POLICIES

A. Reporting Entity

Boone/Winnebago Counties Regional Office of Education No. 4 (Regional Office; ROE) operates under the School Code (Articles 3 and 3A of Illinois Compiled Statutes, Chapter 105). This encompasses Boone and Winnebago Counties, Illinois. The Regional Superintendent of Schools (Superintendent) serves as chief administrative officer of the Regional Office of Education No. 4 and is elected to the position for a four-year term pursuant to Article 3 of Illinois Compiled Statutes, Chapter 105. The principal financial duty of the Regional Superintendent is to receive and distribute monies due to school districts from general State aid, State categorical grants, and various other sources.

The Regional Superintendent's responsibilities for administering the school educational service region programs include, but are not limited to, providing directions to teachers and school officials on science, art and teaching methods; implementing the State Board of Education's Policy Programs; encouraging camaraderie among teachers through the teachers' institute; making public notice of unfilled teaching positions within the region; and ensuring of the safety, health and welfare of the students in the region by periodically inspecting the school buildings and ensuring that the bus drivers have valid driving licenses and are properly trained to operate the school buses.

The basic financial statements include all funds of the Boone/Winnebago Counties Regional Office of Education No. 4.

These are the only activities considered to be part of (controlled by or dependent on) the Boone/Winnebago Counties Regional Office of Education No. 4, as determined by the application of the criteria set forth in Governmental Accounting Standards Board Statement No. 14, The Financial Reporting Entity. The criteria for inclusion of an entity include, but are not limited to, legal standing, fiscal dependency, imposition of will and potential for financial benefit or burden.

Boone/Winnebago Counties Regional Office of Education No. 4 has determined that no other outside agency meets any of the above criteria and, therefore, no other agency has been included as a component unit in the financial statements. Furthermore, the Boone/Winnebago Counties Regional Office of Education No. 4 does not consider itself to be a component unit of any other entity.

B. Government-Wide and Fund Financial Statements

The government-wide financial statements (i.e. the Statement of Net Assets and the Statement of Activities) report information on all of the non-fiduciary activities of the

BOONE/WINNEBAGO COUNTIES REGIONAL OFFICE OF EDUCATION NO. 4
NOTES TO FINANCIAL STATEMENTS
JUNE 30, 2009

primary government. For the most part, the effect of interfund activity has been removed from these statements. The statements distinguish between those activities of the ROE that are governmental in nature and those that are considered business-type activities. *Governmental activities* normally are supported by operating grants and contributions, charges for services and intergovernmental revenues. *Business-type activities* normally are supported by amounts assessed or received from local sources for the ROE programs.

The Statement of Net Assets presents the Boone/Winnebago Counties Regional Office of Education No. 4's nonfiduciary assets and liabilities with the differences reported as net assets. Net assets of the ROE are classified as follows:

Invested in Capital Assets - represent the ROE's total investment in capital assets. There is no outstanding debt related to these assets at this time.

Restricted Net Assets - represent resources in which the ROE is legally obligated to spend in accordance with restrictions imposed by enabling legislation.

Unrestricted Net Assets - represent resources used for transactions relating to the general operations of the ROE and may be used at the discretion of management to meet expenses for any purpose.

The Statement of Activities demonstrates the degree to which the direct expenses of a given function or segment are offset by program revenues. *Direct expenses* are those that are clearly identifiable with a specific function or segment. *Program revenues* include (1) charges to users who purchase, use or directly benefit from goods, services, or privileges provided by a given function or segment, and (2) grants and contributions that are restricted to meeting the operational or capital requirements of a particular function or segment. Items not properly included among program revenues are reported instead as *general revenues*. Major individual governmental funds are reported as separate columns in the fund financial statements.

C. Measurement Focus, Basis of Accounting, and Financial Statement Presentation

The government-wide financial statements are reported using the *economic resources measurement focus* and the *accrual basis of accounting*, as are the proprietary fund financial statements. Revenues are recorded when earned and expenses are recorded when a liability is incurred, regardless of the timing of related cash flows. Grants and similar revenues are recognized as soon as all eligibility requirements imposed by the provider have been met.

Governmental fund and fiduciary fund financial statements are reported using the *current financial resources measurement focus* and the *modified accrual basis of accounting*. Revenues are recognized when they are both measurable and available. "Measurable" means the amount of the transaction can be determined and "available" means collectible

BOONE/WINNEBAGO COUNTIES REGIONAL OFFICE OF EDUCATION NO. 4
NOTES TO FINANCIAL STATEMENTS
JUNE 30, 2009

within the current period or soon enough thereafter to be used to pay liabilities of the current period. The Boone/Winnebago Counties Regional Office of Education No. 4 considers revenues as available if they are collected within 60 days after year-end. Expenditures are generally recorded when a liability is incurred, as under accrual accounting. In applying the susceptible to accrual concept to intergovernmental revenues, the legal and contractual requirements of the numerous individual programs are used as guidance.

There are, however, essentially two types of these revenues. In one, monies must be expended on the specific purpose or project before any amounts will be paid; therefore, revenues are recognized based upon the expenditures recorded. In the other, monies are virtually unrestricted as to purpose of expenditure and are usually revocable only for failure to comply with prescribed compliance requirements. These resources are reflected as revenues at the time of receipt or earlier if the susceptible to accrual criteria are met.

Private-sector standards of accounting and financial reporting issued prior to December 1, 1989, generally are followed in both the government-wide and proprietary fund financial statements to the extent that those standards do not conflict with or contradict the guidance of the Governmental Accounting Standards Board.

The proprietary fund distinguishes *operating* revenues and expenses from *nonoperating* items. Operating revenues and expenses generally result from providing services and producing and delivering goods in connection with a proprietary fund's principal ongoing operations.

When both restricted and unrestricted resources are available for use, it is the ROE's policy to use restricted resources first, then unrestricted resources as they are needed.

D. Fund Accounting

The accounts are organized on the basis of funds and account groups, each of which is considered a separate accounting entity. The operations of each fund and account group are accounted for with a separate set of self-balancing accounts that comprise its assets, liabilities, fund balance, revenue, and expenditures. The resources are allocated to and accounted for in individual funds and account groups based upon the purposes for which they are to be spent and the means by which spending activities are controlled. The various funds are summarized by type in the basic financial statements. The following summarizes the fund types and account groups used:

BOONE/WINNEBAGO COUNTIES REGIONAL OFFICE OF EDUCATION NO. 4
NOTES TO FINANCIAL STATEMENTS
JUNE 30, 2009

Governmental Fund Types

Governmental Funds account for those funds through which most governmental functions are financed. The acquisition, use and balances of the expendable financial resources and the related current liabilities are accounted for through governmental funds. The governmental funds include the following:

General Fund - to account for resources traditionally associated with government which are not required, legally or by sound financial management, to be accounted for in another fund. The general fund is reported as a major governmental fund in the financial statements. The following are the general funds:

General Operations - to account for monies received for, and payment of, expenditures in connection with general administrative activities.

ROE/ISC Operations - to account for grant monies received for, and payment of expenditures for, assisting schools in all areas of school improvement.

Special Revenue Funds - to account for the proceeds of specific revenue sources (other than expendable trusts) that are legally restricted to expenditures for specified purposes.

The Boone/Winnebago Counties Regional Office of Education No. 4 reported the following special revenue funds as major governmental funds:

Education Fund - to account for State and Federal grant monies received for, and payment of, administrating numerous grant awards which include:

Regional Alternative School - to account for grant monies received for, and payment of, expenditures for an alternative education program.

Regional Alternative School - State Aid - to account for grant monies received for, and payment of, expenditures for the general operations of alternative school programs of the Regional Alternative School.

RAS General State Aid - ARRA - to account for grant monies received for, and payment of, expenditures related to helping stabilize state budgets in order to minimize the possible impact of the State's current fiscal deficit and avoid reductions in education. This is funded by the American Reinvestment and Recovery Act (ARRA) - State Fiscal Stabilization Fund - Education State Grants.

BOONE/WINNEBAGO COUNTIES REGIONAL OFFICE OF EDUCATION NO. 4
NOTES TO FINANCIAL STATEMENTS
JUNE 30, 2009

Preschool for All - to account for the contract money received and the expenditures incurred in providing comprehensive monitoring and technical assistance services to Preschool for All programs.

Regional Learning Center - to account for grant monies received for, and payment of, expenditures for the Regional Learning Center. This fund includes the following:

Workforce Investment Act - to account for grant monies received for, and payment of, expenditures associated with the WIA Program grant designed to provide vocational training services and coordination of activities to the economically disadvantaged.

Truants Alternative Program - to account for grant monies received for, and payment of, expenditures for optional education opportunities to school dropouts, potential dropouts and truants of the Region.

Regional Learning Center - State Aid - to account for grant monies received for, and payment of, expenditures for the general operations of alternative school programs of the Regional Learning Center.

RLC General State Aid - ARRA - to account for grant monies received for, and payment of, expenditures related to helping stabilize state budgets in order to minimize the possible impact of the State's current fiscal deficit and avoid reductions in education. This is funded by the American Reinvestment and Recovery Act (ARRA) - State Fiscal Stabilization Fund - Education State Grants.

Regional Learning Academy - to account for grant monies received for, and payment of, expenditures for the Regional Learning Academy. This fund includes the following:

Regional Safe Schools - to account for grant monies received for, and payment of, expenditures to change the program for expulsion/suspension eligible students.

General State Aid and Lunch - to account for grant monies received for, and payment of, expenditures for the general operations of alternative school programs of the Regional Learning Academy and other academy supplements.

RLA General State Aid - ARRA - to account for grant monies received for, and payment of, expenditures related to helping stabilize state budgets in order to minimize the possible impact of the State's current fiscal deficit and avoid

BOONE/WINNEBAGO COUNTIES REGIONAL OFFICE OF EDUCATION NO. 4
NOTES TO FINANCIAL STATEMENTS
JUNE 30, 2009

reductions in education. This is funded by the American Reinvestment and Recovery Act (ARRA) - State Fiscal Stabilization Fund - Education State Grants.

Regional Attendance Cooperative - to account for grant monies received for, and payment of, expenditures for the Regional Attendance Cooperative. The fund activities are funded by a portion of the total grant received by the ROE for the Truants Alternative Optional Education Program (TAOEP).

KIDS Fund - to account for grant monies received for, and payment of, expenditures for the Kishwaukee Intermediate Delivery System Intergovernmental Agreement. This fund includes the following:

Standards Aligned Classroom Initiative - to account for resources accumulated for, and payment of, expenditures of the Standards Aligned Classroom Program. This supports teams that develop curriculum aligned with the Illinois Academic Standards.

Other State Programs - to account for grant monies received, and the payment of, expenditures incurred for the Standard Assessment Program. This program provides services to schools that are on "status" under No Child Left Behind. The grant provides training and technical assistance to the schools and helps them understand the causes for their student academic problems. The grant then helps the schools develop plans to address the problems.

Title II - Teacher Quality - Leadership - to account for grant monies received for, and payment of expenditures for the Teacher Quality Leadership Programs. These programs aim to increase student academic achievement through strategies such as improving teacher and principal quality and increasing the number of highly qualified teachers in the classroom and highly qualified principals and assistant principals in schools and hold local educational agencies and schools accountable for improvements in student academic achievement.

Title I - School Improvement and Accountability - The Illinois State Board of Education Quality Assurance Process consists of an external visit to audit each school every few years and an internal review that each school must conduct annually. The Boone/Winnebago Counties Regional Office of Education No. 4 is charged with supporting and guiding schools through this complex school improvement process so that teaching and learning are improved every year.

BOONE/WINNEBAGO COUNTIES REGIONAL OFFICE OF EDUCATION NO. 4
NOTES TO FINANCIAL STATEMENTS
JUNE 30, 2009

Technology for Success (Formerly Learning Technology Center) - to account for monies from State of Illinois for expenditures incurred to create and support ongoing learning teams focused on alignment of classroom level assessment and instruction.

Principal Mentoring - to account for monies from the Illinois Principals Association for expenditures incurred to ensure that every new principal in the region receives a high-quality mentoring experience from trained mentors.

Nonmajor Special Revenue Funds - The Boone/Winnebago Counties Regional Office of Education No. 4 reported the following special revenue funds as nonmajor governmental funds.

General Education Development (GED) - to account for the revenues and expenditures associated with the processing of applications for the high school level test of GED and the issuance of diplomas upon successful completion of the examination.

Bus Driver Training - to account for resources accumulated for, and the payment of, expenses from instructional training courses for school bus drivers.

Supervisory - to account for resources accumulated for, and the payment of, expenditures incurred in providing supervisory services.

Educational Service Center No. 1 - to account for resources accumulated for, and the payment of, expenditures of the Educational Service Center No. 1.

Institute - to account for fees collected for the registration and renewal of teaching certificates. These fees are used to defray administrative expenses incidental to teachers' institutes, workshops, or meetings of a professional nature that are designed to promote the professional growth of teachers or for the purpose of defraying the expense of any general or special meeting of teachers or school personnel. All funds generated remain restricted until expended only on the aforementioned activities.

Proprietary Funds - to account for resources from fees charged directly to those entities or individuals that use its services.

Local Workshop - to account for contract monies received for, and payment of, expenditures for workshops and other services for the school districts.

Curriculum 2004 - to account for monies received from school districts for seminars/meetings held for the improvement of the schools' curriculum.

BOONE/WINNEBAGO COUNTIES REGIONAL OFFICE OF EDUCATION NO. 4
NOTES TO FINANCIAL STATEMENTS
JUNE 30, 2009

Networking for Information Conference - to account for monies received from school districts for seminars/meetings held focusing on technology solutions.

Raising Student Achievement Conference (RSAC) - to account for monies received for, and payment of, expenditures incurred by professional development programs that provide cost-effective, customizable professional development in targeted curricular areas that will focus on improving classroom teaching practices in order to raise student achievement.

Conference Connect - to account for monies received for, and payment of, expenditures incurred by seminars/training programs related to improving information technology.

Global Connect Conference - to account for monies received for, and payment of, expenditures incurred in conferences conducted for improvement of education for administrators and business community leaders.

Fiduciary Fund Type

Fiduciary Funds are used to account for assets held in a trustee capacity or as an agent for individuals or private or governmental organizations. The Fiduciary Funds include the following:

Agency Funds - custodial in nature (assets equal liabilities) and do not involve measurement of operations. The agency funds include the following:

Distributive - to account for funds received and disbursed as a result of the Superintendent's responsibility to receive and distribute to treasurers of other agencies.

Audio Visual Co-op - to account for funds received and disbursed by the Superintendent as administrative agent for the Boone/Winnebago Audio Visual Co-op.

Career Educational Associates of North Central Illinois (CEANCI) - to account for funds received and disbursed by the Superintendent as administrative agent for the CEANCI Joint Agreement.

Payroll - to account for all payroll that is incurred. Any fund that has payroll remits the money to the Payroll Fund, the Fund then pays the employee. This is an administrating agent for the ROE's payroll.

BOONE/WINNEBAGO COUNTIES REGIONAL OFFICE OF EDUCATION NO. 4
NOTES TO FINANCIAL STATEMENTS
JUNE 30, 2009

E. Interest Revenue

Illinois State Board of Education (ISBE) funds received by the ROE for the Distributive Fund accrue interest for the period of time between the receipt of the funds and clearance of checks to the recipient. In accordance with an agreement dated May 24, 1988 with the school district boards served, interest earned on Distributive Fund deposits is transferred to the General Fund to offset wire service and other bank charges incurred by the Distributive Fund.

Distributive Fund interest earned and related charges are recognized as revenues and expenditures in the general fund.

F. License and Permits

License and permit revenues are recognized in the year for which the licenses or permits are issued. Teacher certification revenues are recognized over a five year period when applicable.

G. Revenues - Exchange and Non-exchange Transactions

Revenue resulting from exchange transactions, in which each party gives and receives essentially equal value, is recorded on the accrual basis when the exchange takes place. On a modified accrual basis, revenue is recorded in the fiscal year in which the resources are measurable and become available.

Non-exchange transactions, in which the ROE receives value without directly giving value in return, include grants and donations. On an accrual basis, revenue from grants and donations is recognized in the fiscal year in which all eligibility requirements have been satisfied. Eligibility requirements include timing requirements, which specify the year when the resources are required to be used or the fiscal year when use is first permitted, matching requirements, in which the ROE must provide local resources to be used for specific purpose, and expenditure requirements, in which the resources are provided to the ROE on a reimbursement basis. On a modified accrual basis, revenue from non-exchange transactions must be available before it can be recognized.

H. Capital Assets

Capital assets result from expenditures in the governmental and proprietary funds. These assets are reported in the governmental and business-type activities columns of the government-wide Statement of Net Assets but are not reported in the fund financial statements for the governmental funds.

BOONE/WINNEBAGO COUNTIES REGIONAL OFFICE OF EDUCATION NO. 4
NOTES TO FINANCIAL STATEMENTS
JUNE 30, 2009

Capital assets are recorded at cost at time of acquisition or fair value at the date of donation. The ROE capitalizes items costing \$5,000 or more. Depreciation is calculated on a straight-line basis over the estimated useful lives (three to forty years) of the respective assets.

I. Deferred Revenues

The ROE reports unearned deferred revenue in the governmental fund Balance Sheet. Deferred and unearned revenue arises when potential revenue does not meet both the measurable and available criteria for recognition in the current period.

J. Management Estimates

The preparation of financial statements, in conformity with generally accepted accounting principles, requires management to make estimates and assumptions that affect the reported amount of assets, liabilities and disclosure of contingent assets and liabilities at the date of the financial statements, as well as the reported amounts of revenues and expenses during the reporting period. Actual results could differ from those estimates.

K. Investments and Cash Accounts

State regulations require that the Boone/Winnebago Counties Regional Office of Education No. 4 deposit funds under its control into accounts insured by the federal government, secured by substantial collateral or into pooled investment trusts. All funds not needed for immediate disbursements are maintained in interest bearing accounts. Statutes authorize the Boone/Winnebago Counties Regional Office of Education No. 4 to make deposits or invest in obligation of states and their political subdivisions, savings accounts, credit union shares, repurchase agreements, commercial paper rated within the three highest classifications by at least two standard rating services, and the Illinois Public Treasurer's Investment Pool.

L. Budgets and Budgetary Accounting

Boone/Winnebago Counties Regional Office of Education No. 4 did not formally adopt a budget for the year ended June 30, 2009 and is not legally required to do so. The Illinois State Board of Education requires budgets for certain State and Federal programs. These budgets were used to prepare Budgetary Comparison Schedules for the following programs:

BOONE/WINNEBAGO COUNTIES REGIONAL OFFICE OF EDUCATION NO. 4
NOTES TO FINANCIAL STATEMENTS
JUNE 30, 2009

General Fund:

- ROE/ISC Operations

Special Revenue Funds:

- Education Fund:
 - Truants Alternative Program
 - Regional Learning Academy
 - Regional Safe Schools
 - Kids Fund
 - Other State Programs
 - Title II - Teacher Quality - Leadership
 - Title I - School Improvement and Accountability
 - Technology for Success (Formerly Learning Technology Center)

M. New Accounting Pronouncements

Effective July 1, 2008, the Boone/Winnebago Counties Regional Office of Education No. 4 adopted the following accounting pronouncements:

- GASB Statement No. 49, *Accounting and Financial Reporting for Pollution Remediation Obligations*, addresses accounting and financial reporting standards for pollution (including contamination) remediation obligations, which are obligations to address the current or potential detrimental effects of existing pollution by participating in pollution remediation activities such as site assessments and cleanups.
- GASB Statement No. 52, *Land and Other Real Estate Held as Investments by Endowments*, which improves the quality of financial reporting by requiring endowments to report their land and other real estate investments at fair value, creating consistency in reporting among similar entities that exist to invest resources for the purpose of generating income.
- GASB Statement No. 55, *The Hierarchy of Generally Accepted Accounting Principles for State and Local Governments*, which incorporates the hierarchy of GAAP for State and local governments into the GASB's authoritative literature. It is intended to make it easier for preparers of State and local government financial statements to identify and apply the "GAAP hierarchy," which consists of sources of accounting principles used in the preparation of financial statements so that they are presented in conformity with GAAP and the framework for selecting those principles.
- GASB Statement No. 56, *Codification of Accounting and Financial Reporting Guidance Contained in the AICPA Statements on Auditing Standards*, which incorporates into the GASB's authoritative literature certain accounting and financial reporting guidance presented in the American Institute of Certified Public

BOONE/WINNEBAGO COUNTIES REGIONAL OFFICE OF EDUCATION NO. 4
NOTES TO FINANCIAL STATEMENTS
JUNE 30, 2009

Accountants' Statements on Auditing Standards. This statement addresses three issues not included in the authoritative literature that establishes accounting principles-related party transactions, going concern considerations, and subsequent events. The presentation of principles used in the preparation of financial statements is more appropriately included in accounting and financial reporting standards rather than in the auditing literature.

There were no significant impacts on the Boone/Winnebago Counties Regional Office of Education No. 4's financial statements as a result of adopting the above statements.

NOTE 2 - INTERGOVERNMENTAL AGREEMENT

On August 7, 1992, the Boone/Winnebago Counties Regional Office of Education No. 4 entered into an Intergovernmental Agreement executed pursuant to the provisions of the Intergovernmental Cooperation Clause of the Illinois Constitution as well as the provisions of the Intergovernmental Cooperation Act of 1973 and the Illinois Admin. Code 525.110.

The name of the Educational Service delivery system formed is known as the Kishwaukee Intermediate Delivery System (KIDS). Membership in KIDS is made up of the following Regional Offices of Education: Boone/Winnebago, DeKalb, and McHenry. The Boone/Winnebago ROE was designated as Administrative Agent.

NOTE 3 - CASH AND INVESTMENTS

Deposits

The Boone/Winnebago Counties Regional Office of Education No. 4 utilizes several different bank accounts for its various activities. The book balance of such accounts is \$5,305,000 at June 30, 2009, while the bank balance was \$5,529,024. The difference between the above amounts primarily represents checks that have been issued but have not yet cleared the bank as of June 30, 2009. Of the total bank balance as of June 30, 2009, \$2,183,670 was secured by federal depository insurance and \$3,345,354 was collateralized by securities held by the bank's trust department under the ROE's name.

Investments

The ROE's established investment policy follows the State of Illinois Public Funds Investment Act which authorizes the Boone/Winnebago Counties Regional Office of Education No. 4 to purchase certain obligations of the U.S. Treasury, federal agencies and instrumentalities; certificates of deposit and time deposits covered by Federal depository insurance; commercial paper of U.S. corporations with assets exceeding \$500,000,000, if

BOONE/WINNEBAGO COUNTIES REGIONAL OFFICE OF EDUCATION NO. 4
NOTES TO FINANCIAL STATEMENTS
JUNE 30, 2009

such paper is rated at the highest classification established by at least two standard rating services; money market funds and the Illinois Funds.

As of June 30, 2009, the Boone/Winnebago Counties Regional Office of Education No. 4 had investments with carrying and fair values of \$1,129,936 invested in the Illinois Funds Money Market.

Credit Risk

At June 30, 2009, the Illinois Funds Money Market Fund had a Standards and Poor's AAAM rating. The pool is audited annually by an outside independent auditor and copies of the report are distributed to participants. Although not subject to direct regulatory oversight, the fund is administered by the Illinois State Treasurer in accordance with the provisions of the Illinois Public Funds Investments Act, 30 ILCS 235. All investments are fully collateralized.

Interest Rate Risk

The Illinois Funds Money Market Fund, created by the Illinois General Assembly, enables custodians of public funds an investment option with a competitive rate of return on fully collateralized investments and immediate access to the funds. The investment policy of the Illinois Funds Money Market Fund states that unless authorized specifically by the Treasurer, a minimum of 75% of its investments shall have less than one-year maturity and no investment shall exceed two years maturity.

Concentration of Credit Risk

Unless specifically authorized by the Treasurer, the Illinois Funds Money Market Fund's investment policy limits investment categories to not exceed 25% of the portfolio, with the exception of cash equivalents and U.S. Treasury securities. Further, certificates of deposits cannot exceed 10% of any single financial institution's total deposits.

NOTE 4 - DUE FROM (TO) OTHER GOVERNMENTAL AGENCIES

The Boone/Winnebago Counties Regional Office of Education No. 4's General Fund, Special Revenue Fund and various grant programs have funds due to and due from various governmental units which consists of the following:

Due from Other Governmental Agencies:	
Illinois State Board of Education	\$ 400,619
Local school districts	3,270
	<u>\$ 403,889</u>

BOONE/WINNEBAGO COUNTIES REGIONAL OFFICE OF EDUCATION NO. 4
NOTES TO FINANCIAL STATEMENTS
JUNE 30, 2009

Due to Other Governmental Agencies:

Carroll, JoDaviess, Stephenson Counties Regional Office of Education No. 8	\$	15,030
Bureau, Henry, Stark Counties Regional Office of Education No. 28		44,753
LaSalle County Regional Office of Education No. 35		30,091
Lee Ogle Counties Regional Office of Education No. 47		56,146
Rock Island County Regional Office of Education No. 49		93,463
Whiteside County Regional Office of Education No. 55		10,535
Local school districts		1,413,336
	<u>\$</u>	<u>1,663,354</u>

NOTE 5 - CAPITAL ASSETS

A summary of changes in capital assets for the year ended June 30, 2009 is as follows:

	Balance July 1, 2008	Additions	Retirements	Balance June 30, 2009
GOVERNMENTAL FUNDS				
Equipment	\$ 162,736	\$ 44,287	\$ (30,842)	\$ 176,181
Less: accumulated depreciation	(135,903)	(17,829)	26,865	(126,867)
Capital assets, net	<u>\$ 26,833</u>	<u>\$ 26,458</u>	<u>\$ (3,977)</u>	<u>\$ 49,314</u>
PROPRIETARY FUNDS				
Equipment	\$ 5,298	\$ -	\$ -	\$ 5,298
Less: accumulated depreciation	(1,148)	(1,060)	-	(2,208)
Capital assets, net	<u>\$ 4,150</u>	<u>\$ (1,060)</u>	<u>\$ -</u>	<u>\$ 3,090</u>

NOTE 6 - INTEREST ON DISTRIBUTIVE FUND

Interest earned on distributive fund receipts is recorded in the General Fund by the consent of all affected school boards and other entities. The funds are utilized by the Superintendent to purchase computer equipment, develop in-service activities and other innovative programs, as well as, assist with the necessary operating expenses of the Boone/Winnebago Counties Regional Office of Education No. 4's office.

NOTE 7 - SALARIES AND PENSION PLAN CONTRIBUTIONS

The salaries of the Regional Superintendent and the Assistant Superintendent are paid by the State of Illinois. The Regional Office personnel are paid by the Boone/Winnebago Counties, Illinois, in accordance with statutes. Employees of programs funded by federal and State grants are paid through the Payroll Fund or by the County of Winnebago and then

BOONE/WINNEBAGO COUNTIES REGIONAL OFFICE OF EDUCATION NO. 4
NOTES TO FINANCIAL STATEMENTS
JUNE 30, 2009

reimbursed by the grants. The breakdown of the State on-behalf payments for the year ended June 30, 2009 is as follows:

Regional Superintendent salary	\$ 100,762
Regional Superintendent fringe benefits (includes State paid insurance)	18,276
Assistant Regional Superintendents salary	90,686
Assistant Regional Superintendent fringe benefits (includes State paid insurance)	15,456
TRS contributions	310,352
Total	\$ 535,532

Salary and benefit data for the Regional Superintendent and Assistant Regional Superintendent were calculated based on data provided by the Illinois State Board of Education.

NOTE 8 - RETIREMENT FUND COMMITMENTS

Teachers' Retirement System of the State of Illinois

The Boone/Winnebago Counties Regional Office of Education No. 4 participates in the Teachers' Retirement System of the State of Illinois (TRS). TRS is a cost-sharing multiple-employer defined benefit pension plan that was created by the Illinois legislature for the benefit of Illinois public school teachers employed outside the city of Chicago. The Illinois Pension Code outlines the benefit provisions of TRS, and amendments to the plan can be made only by legislative action with the Governor's approval. The State of Illinois maintains the primary responsibility for funding the plan, but contributions from participating employers and members are also required. The TRS Board of Trustees is responsible for the system's administration.

TRS members include all active nonannuitants who are employed by a TRS-covered employer to provide services for which teacher certification is required. The active member contribution rate for the year ended June 30, 2009, was 9.4 percent of creditable earnings. These contributions, which may be paid on behalf of employees by the employer, are submitted to TRS by the employer. The active member contribution rate was also 9.4 percent for the years ended June 30, 2008 and 2007. In addition, virtually all employers and members pay a contribution to the Teachers' Health Insurance Security (THIS) Fund, a separate fund in the State Treasury that is not a part of this retirement plan. The employer THIS Fund contribution was 0.63 percent during the year ended June 30, 2009, and the member THIS Fund health insurance contribution was 0.84 percent.

BOONE/WINNEBAGO COUNTIES REGIONAL OFFICE OF EDUCATION NO. 4
NOTES TO FINANCIAL STATEMENTS
JUNE 30, 2009

The State of Illinois makes contributions directly to TRS on behalf of the Boone/Winnebago Counties Regional Office of Education No. 4's TRS-covered employees.

- **On-behalf Contributions.** The State of Illinois makes employer pension contributions on behalf of the Boone/Winnebago Counties Regional Office of Education No. 4. For the year ended June 30, 2009, State of Illinois contributions were based on 17.08 percent of creditable earnings not paid from federal funds, and the Boone/Winnebago Counties Regional Office of Education No. 4 recognized revenue and expenditures of \$310,352 in pension contributions that the State of Illinois paid directly to TRS. For the years ended June 30, 2008 and June 30, 2007, the State of Illinois contribution rates as percentages of creditable earnings not paid from federal funds were 13.11 percent (\$237,249) and 9.78 percent (\$162,349), respectively. The State contributions to TRS for the year ended June 30, 2009 and June 30, 2008 were based on an actuarial formula. The State contributions for the year ended June 30, 2007 was based on dollar amount specified by the statute and were not actuarially determined.

The Boone/Winnebago Counties Regional Office of Education No. 4 makes other types of employer contributions directly to TRS.

- **2.2 Formula Contributions.** Employers contribute 0.58 percent of total creditable earnings for the 2.2 formula change. This rate is specified by statute. Contributions for the year ended June 30, 2009 were \$10,239. Contributions for the years ended June 30, 2008, and June 30, 2007, were \$10,608 and \$9,621, respectively.
- **Federal and Special Trust Fund Contributions.** When TRS members are paid from federal and special trust funds administered by the Boone/Winnebago Counties Regional Office of Education No. 4, there is a statutory requirement for the Boone/Winnebago Counties Regional Office of Education No. 4 to pay an employer pension contribution from those funds. Under a policy adopted by the TRS Board of Trustees that was first effective for the fiscal year ended June 30, 2006, employer contributions for employees paid from federal and special trust funds will be the same as the State contribution rate to TRS. For the year ended June 30, 2009, the employer pension contribution was 17.08 percent of salaries paid from federal and trust funds. For the years ended June 30, 2008, and 2007, the employer contribution was 13.11 and 9.78 percent of salaries paid from federal and special trust funds, respectively. For the year ended June 30, 2009, salaries totaling \$42,864 were paid from federal and special trust funds that required employer contributions of \$7,321. For the years ended June 30, 2008 and June 30, 2007, required Boone/Winnebago Counties Regional Office of Education No. 4 contributions were \$17,103 and \$884, respectively.
- **Early Retirement Option.** The Boone/Winnebago Counties Regional Office of Education No. 4 is also required to make one-time employer contributions to TRS for members retiring under the Early Retirement Option (ERO). The payments vary

BOONE/WINNEBAGO COUNTIES REGIONAL OFFICE OF EDUCATION NO. 4
NOTES TO FINANCIAL STATEMENTS
JUNE 30, 2009

depending on the age and salary of the member and under which ERO program the member retires. Under Public Act 94-0004, a "Pipeline ERO" program was provided for members to retire under the same terms as the ERO program that expired June 30, 2005, provided they met certain conditions and retired on or before July 1, 2008. If members did not meet these conditions, they can retire under the "Modified ERO" program which requires higher member and employer contributions to TRS. Also, under Modified ERO, Public Act 94-0004 eliminates the waiver of member and employer ERO contributions that had been in effect for members with 34 years of service (unless the member qualified for the Pipeline ERO). Under the Pipeline ERO, the maximum employer contribution was 100 percent of the member's highest salary used in the final average salary calculation. Under the Modified ERO, the maximum employer contribution is 117.5 percent. Both the 100 percent and 117.5 percent maximums apply when the member is age 55 at retirement. For the year ended June 30, 2009, the Boone/Winnebago Counties Regional Office of Education No. 4 paid \$0 to TRS for employer contributions under the program. For the years ended June 30, 2008 and June 30, 2007, the Boone/Winnebago Counties Regional Office of Education No. 4 paid \$0 in employer ERO contributions.

- **Salary Increases Over 6 Percent and Excess Sick Leave.** Public Act 94-0004 added two additional employer contributions to TRS.
 - If an employer grants salary increases over 6 percent and those salaries are used to calculate a retiree's final average salary, the employer makes a contribution to TRS. The contribution will cover the difference in actuarial cost of the benefit based on actual salary increases and the benefit based on salary increases of up to 6 percent. For the years ended June 30, 2009 and June 30, 2008, the Boone/Winnebago Counties Regional Office of Education No. 4 did not have any payments to TRS for employer contributions due on salary increases in excess of 6 percent. For the year ended June 30, 2009, the Boone/Winnebago Counties Regional Office of Education No. 4 paid \$0 to TRS for employer contributions due on salary increases in excess of 6 percent. For the years ended June 30, 2008 and June 30, 2007, the Boone/Winnebago Counties Regional Office of Education No. 4 did not have any payments to TRS for employer contributions due on salary increases in excess of 6 percent.
 - If an employer grants sick leave days in excess of the normal annual allotment and those days are used as TRS service credit, the employer makes a contribution to TRS. The contribution is based on the number of excess sick leave days used as service credit, the highest salary used to calculate final average salary, and the TRS total normal cost rate (18.67 percent of salary during the year ended June 30, 2009). For the year ended June 30, 2009, the Boone/Winnebago Counties Regional Office of Education No. 4 paid \$0 to TRS for sick leave days granted in excess of the normal annual allotment. For the years ended June 30, 2008 and June 30, 2007, the Boone/Winnebago Counties Regional Office of Education No. 4 did not have any

BOONE/WINNEBAGO COUNTIES REGIONAL OFFICE OF EDUCATION NO. 4
NOTES TO FINANCIAL STATEMENTS
JUNE 30, 2009

payments to TRS for sick leave days granted in excess of the normal annual allotment.

TRS financial information, an explanation of TRS benefits, and descriptions of member, employer and State funding requirements can be found in the TRS *Comprehensive Annual Financial Report* for the year ended June 30, 2009. The report for the year ended June 30, 2009, is expected to be available in late 2009. The reports may be obtained by writing to the Teachers' Retirement System of the State of Illinois, P.O. Box 19253, 2815 West Washington Street, Springfield, IL 62794-9253. The most current report is also available on the TRS web site at trs.illinois.gov.

Illinois Municipal Retirement Fund

Plan Description

The Boone/Winnebago Counties Regional Office of Education No. 4's defined benefit pension plan for regular employees provides retirement and disability benefits, post retirement increases, and death benefits to plan members and beneficiaries. The Boone/Winnebago Counties Regional Office of Education No. 4's plan is affiliated with the Illinois Municipal Retirement Fund (IMRF), an agent multiple-employer plan. Benefit provisions are established by statute and may only be changed by the General Assembly of the State of Illinois. IMRF issues a publicly available financial report that includes financial statements and required supplementary information. The report may be obtained on-line at www.imrf.org.

Funding Policy

As set by statute, the Boone/Winnebago Counties Regional Office of Education No. 4's regular plan members are required to contribute 4.50% of their annual covered salary. The statutes require employers to contribute the amount necessary, in addition to member contributions, to finance the retirement coverage of its own employees. The employer contribution rate for calendar year 2008 was 3.86% of annual covered payroll. The Boone/Winnebago Counties Regional Office of Education No. 4 also contributes for disability benefits, death benefits and supplemental retirement benefits, all of which are pooled at the IMRF level. Contribution rates for disability and death benefits are set by the IMRF Board of Trustees, while the supplemental retirement benefits rate is set by statute.

Annual Pension Cost

For 2008, the Boone/Winnebago Counties Regional Office of Education No. 4's annual pension cost of \$16,453 for the regular plan was equal to the Boone/Winnebago Counties Regional Office of Education No. 4's required and actual contributions.

**BOONE/WINNEBAGO COUNTIES REGIONAL OFFICE OF EDUCATION NO. 4
NOTES TO FINANCIAL STATEMENTS
JUNE 30, 2009**

THREE - YEAR TREND INFORMATION

Fiscal Year Ended	Annual Pension Cost (APC)	Percentage of APC Contributed	Net Pension Obligation
12/31/08	\$ 16,453	100%	\$ -
12/31/07	45,113	100%	-
12/31/06	55,853	100%	-

The required contribution for 2008 was determined as part of the December 31, 2006 actuarial valuation using the entry age actuarial cost method. The actuarial assumptions at December 31, 2006 included (a) 7.50% investment rate of return (net of administrative and direct investment expenses), (b) projected salary increases of 4.00% a year, attributable to inflation, (c) additional projected salary increases ranging from 0.4% to 11.6% per year depending on age and service, attributable to seniority/merit, and (d) post-retirement benefit increases of 3% annually. The actuarial value of the Boone/Winnebago Counties Regional Office of Education No. 4 regular plan assets was determined using techniques that spread the effects of short-term volatility in the market value of investments over a five-year period with a 20% corridor between the actuarial and market value of assets. The Boone/Winnebago Counties Regional Office of Education No. 4's regular plan's unfunded actuarial accrued liability is being amortized as a level percentage of projected payroll on a closed basis. The remaining amortization period at December 31, 2006, was 5 years.

Funded Status and Funding Progress

As of December 31, 2008, the most recent actuarial valuation date, the regular plan was 72.79% funded. The actuarial accrued liability for benefits was \$1,446,654 and the actuarial value of assets was \$1,052,975, resulting in an underfunded actuarial accrued liability (UAAL) of \$393,679. The covered payroll (annual payroll of active employees covered by the plan) was \$426,240 and the ratio of the UAAL to the covered payroll was 92%.

The schedule of funding progress, presented as RSI following the notes to the financial statements, presents multiyear trend information about whether the actuarial value of plan assets is increasing or decreasing over time relative to the actuarial accrued liability for benefits.

NOTE 9 - RELATED PARTY TRANSACTIONS

Fixed assets used solely by the Regional Office are purchased by the Boone and Winnebago Counties. Ownership of some fixed assets remains with the County of Winnebago and, accordingly, the cost of these assets is not included in any fund or in the Capital Assets in the financial statements. Other expenditures of the Regional Office are paid by the Boone and Winnebago Counties.

BOONE/WINNEBAGO COUNTIES REGIONAL OFFICE OF EDUCATION NO. 4
NOTES TO FINANCIAL STATEMENTS
JUNE 30, 2009

NOTE 10 - DEFICIT FUND BALANCES

The following funds have deficit fund balances as of June 30, 2009:

Education Fund:	
Regional Alternative School - Preschool For All	\$ 10,442
Regional Learning Center - Workforce Investment Act	987
KIDS - Principal Mentoring	<u>10,190</u>
Total	<u>\$ 21,619</u>

Above deficit fund balances are expected to correct themselves through payments from the State, receipts from local sources and interest income in the next fiscal year.

NOTE 11 - INTERFUND TRANSACTIONS

a) Due From (To) Other Funds

The following is a summary of amounts due from (to) other funds as of June 30, 2009:

Fund	Due From Other Funds	Due To Other Funds
General Fund:		
ROE/ISC Operations	\$ 74,000	\$ -
General Operations	-	313,544
Education Fund:		
Regional Learning Center - Truants Alternative Program	47,084	-
Regional Learning Academy - Regional Safe Schools	82,260	-
KIDS - Other State Programs	74,000	-
KIDS - Technology for Success (Formerly Learning Technology Center)	<u>36,200</u>	<u>-</u>
Total	<u>\$ 313,544</u>	<u>\$ 313,544</u>

b) Transfers From (To) Other Funds

The composition of interfund transfers for the year ended June 30, 2009 is as follows:

Fund	Transfer-in	Transfer-out
Proprietary Fund - Local Workshop	\$ 1,630	\$ -
Non-major Special Revenue Funds - Education Service Center No. 1	<u>-</u>	<u>1,630</u>
Total	<u>\$ 1,630</u>	<u>\$ 1,630</u>

**REQUIRED SUPPLEMENTARY INFORMATION
(OTHER THAN MANAGEMENT'S DISCUSSION AND ANALYSIS)**

**BOONE/WINNEBAGO COUNTIES REGIONAL OFFICE OF EDUCATION NO. 4
 REQUIRED SUPPLEMENTARY INFORMATION
 JUNE 30, 2009**

**ILLINOIS MUNICIPAL RETIREMENT FUND
 SCHEDULE OF FUNDING PROGRESS**

Actuarial Valuation Date	Actuarial Value of Assets (a)	Actuarial Accrued Liability (AAL) - Entry Age (b)	Unfunded AAL (UAAL) (b-a)	Funded Ratio (a/b)	Covered Payroll (c)	UAAL as a Percentage of Covered Payroll ((b-a)/c)
12/31/08	\$1,052,975	\$1,446,654	\$393,679	72.79%	\$ 426,240	92.36%
12/31/07	1,365,967	1,343,010	(22,957)	101.71%	401,359	0.00%
12/31/06	1,223,847	1,152,779	(71,068)	106.16%	434,990	0.00%

SUPPLEMENTARY INFORMATION

BOONE/WINNEBAGO COUNTIES REGIONAL OFFICE OF EDUCATION NO. 4
GENERAL FUND
COMBINING SCHEDULE OF ACCOUNTS
JUNE 30, 2009

SCHEDULE 1

	<u>General Operations</u>	<u>ROE/ISC Operations</u>	<u>Total</u>
ASSETS			
Cash and cash equivalents	\$ 588,921	\$ 71,435	\$ 660,356
Due from other funds	-	74,000	74,000
Due from other governmental agencies	1,848	41,598	43,446
TOTAL ASSETS	<u>590,769</u>	<u>187,033</u>	<u>777,802</u>
 LIABILITIES AND FUND BALANCES			
LIABILITIES			
Accounts payable and accrued expenses	-	62,184	62,184
Due to other funds	313,544	-	313,544
Total liabilities	<u>313,544</u>	<u>62,184</u>	<u>375,728</u>
 FUND BALANCES			
Unreserved	<u>277,225</u>	<u>124,849</u>	<u>402,074</u>
TOTAL LIABILITIES AND FUND BALANCES	<u>\$ 590,769</u>	<u>\$ 187,033</u>	<u>\$ 777,802</u>

BOONE/WINNEBAGO COUNTIES REGIONAL OFFICE OF EDUCATION NO. 4

SCHEDULE 2

GENERAL FUND

COMBINING SCHEDULE OF REVENUES, EXPENDITURES,

AND CHANGES IN FUND BALANCES

FOR THE YEAR ENDED JUNE 30, 2009

	<u>General Operations</u>	<u>ROE/ISC Operations</u>	<u>Total</u>
REVENUES			
State sources	\$ -	\$ 374,598	\$ 374,598
Local sources			
Fees for services	99,146	-	99,146
Interest	2,785	16,810	19,595
On-behalf payments	535,532	-	535,532
	<u>637,463</u>	<u>391,408</u>	<u>1,028,871</u>
Total revenues			
EXPENDITURES			
Salaries	-	225,837	225,837
Benefits	-	48,827	48,827
Purchased services	102,504	88,447	190,951
Supplies and materials	5,307	31,499	36,806
Capital expenditures	-	38,060	38,060
On-behalf payments	535,532	-	535,532
	<u>643,343</u>	<u>432,670</u>	<u>1,076,013</u>
Total expenditures			
DEFICIENCY OF REVENUES OVER EXPENDITURES	(5,880)	(41,262)	(47,142)
FUND BALANCES, BEGINNING OF YEAR	<u>283,105</u>	<u>166,111</u>	<u>449,216</u>
FUND BALANCES, END OF YEAR	<u>\$ 277,225</u>	<u>\$ 124,849</u>	<u>\$ 402,074</u>

**BOONE/WINNEBAGO COUNTIES REGIONAL OFFICE OF EDUCATION NO. 4
GENERAL FUND
BUDGETARY COMPARISON SCHEDULE
FOR THE YEAR ENDED JUNE 30, 2009**

SCHEDULE 3

	ROE/ISC Operations		
	Budget	Actual	Variance Favorable (Unfavorable)
REVENUES			
State sources	\$ 374,598	\$ 374,598	\$ -
Interest	-	16,810	16,810
Total revenues	<u>374,598</u>	<u>391,408</u>	<u>16,810</u>
EXPENDITURES			
Salaries	223,850	225,837	(1,987)
Benefits	59,238	48,827	10,411
Purchased services	73,010	88,447	(15,437)
Supplies and materials	17,500	31,499	(13,999)
Capital expenditures	1,000	38,060	(37,060)
Total expenditures	<u>374,598</u>	<u>432,670</u>	<u>(58,072)</u>
DEFICIENCY OF REVENUES OVER EXPENDITURES	<u>\$ -</u>	<u>(41,262)</u>	<u>\$ (41,262)</u>
FUND BALANCE, BEGINNING OF YEAR		<u>166,111</u>	
FUND BALANCE, END OF YEAR		<u>\$ 124,849</u>	

**BOONE/WINNEBAGO COUNTIES REGIONAL OFFICE OF EDUCATION NO. 4
 EDUCATION FUND
 COMBINING SCHEDULE OF ACCOUNTS
 JUNE 30, 2009**

SCHEDULE 4

	<u>Regional Alternative School</u>	<u>Regional Learning Center</u>	<u>Regional Learning Academy</u>	<u>Regional Attendance Cooperative</u>	<u>KIDS</u>	<u>Total</u>
ASSETS						
Cash and cash equivalents	\$ 646,278	\$ 222,321	\$ 1,836,697	\$ 11,334	\$ 701,732	\$ 3,418,362
Due from other funds	-	47,084	82,260	-	110,200	239,544
Due from other governmental agencies	-	94,168	126,269	-	138,584	359,021
TOTAL ASSETS	<u>646,278</u>	<u>363,573</u>	<u>2,045,226</u>	<u>11,334</u>	<u>950,516</u>	<u>4,016,927</u>
LIABILITIES AND FUND BALANCES						
LIABILITIES						
Accounts payable and accrued expenses	63,994	38,216	-	-	333,126	435,336
Due to other governmental agencies	-	-	-	-	600,064	600,064
Total liabilities	<u>63,994</u>	<u>38,216</u>	<u>-</u>	<u>-</u>	<u>933,190</u>	<u>1,035,400</u>
FUND BALANCES						
Unreserved	<u>582,284</u>	<u>325,357</u>	<u>2,045,226</u>	<u>11,334</u>	<u>17,326</u>	<u>2,981,527</u>
TOTAL LIABILITIES AND FUND BALANCES	<u>\$ 646,278</u>	<u>\$ 363,573</u>	<u>\$ 2,045,226</u>	<u>\$ 11,334</u>	<u>\$ 950,516</u>	<u>\$ 4,016,927</u>

BOONE/WINNEBAGO COUNTIES REGIONAL OFFICE OF EDUCATION NO. 4

SCHEDULE 5

EDUCATION FUND

COMBINING SCHEDULE OF REVENUES, EXPENDITURES, AND CHANGES IN FUND BALANCES

FOR THE YEAR ENDED JUNE 30, 2009

	Regional Alternative School	Regional Learning Center	Regional Learning Academy	Regional Attendance Cooperative	KIDS	Total
REVENUES						
Federal sources	\$ 146,520	\$ 105,107	\$ 89,365	\$ -	\$ 2,013,219	\$ 2,354,211
State sources	495,621	482,427	737,982	226,335	498,869	2,441,234
Local sources						
Intergovernmental	32,771	1,948	-	-	36,950	71,669
Fees for services	-	-	249,898	-	-	249,898
Interest	5,351	4,140	21,317	97	-	30,905
Total revenues	<u>680,263</u>	<u>593,622</u>	<u>1,098,562</u>	<u>226,432</u>	<u>2,549,038</u>	<u>5,147,917</u>
EXPENDITURES						
Salaries	369,987	390,769	503,044	171,811	362,644	1,798,255
Benefits	25,647	106,729	88,122	31,754	76,605	328,857
Purchased services	198,523	192,206	191,472	21,730	771,596	1,375,527
Supplies and materials	16,003	7,057	43,441	1,040	80,055	147,596
Capital expenditures	-	-	54,725	-	8,242	62,967
Payments to other governments	-	-	145,437	-	1,276,256	1,421,693
Total expenditures	<u>610,160</u>	<u>696,761</u>	<u>1,026,241</u>	<u>226,335</u>	<u>2,575,398</u>	<u>5,134,895</u>
EXCESS (DEFICIENCY) OF REVENUES OVER EXPENDITURES	70,103	(103,139)	72,321	97	(26,360)	13,022
FUND BALANCES, BEGINNING OF YEAR	<u>512,181</u>	<u>428,496</u>	<u>1,972,905</u>	<u>11,237</u>	<u>43,686</u>	<u>2,968,505</u>
FUND BALANCES, END OF YEAR	<u>\$ 582,284</u>	<u>\$ 325,357</u>	<u>\$ 2,045,226</u>	<u>\$ 11,334</u>	<u>\$ 17,326</u>	<u>\$ 2,981,527</u>

**BOONE/WINNEBAGO COUNTIES REGIONAL OFFICE OF EDUCATION NO. 4
 EDUCATION FUND
 BUDGETARY COMPARISON SCHEDULE
 FOR THE YEAR ENDED JUNE 30, 2009**

SCHEDULE 6

	Truants Alternative Program *		
	Budget	Actual	Variance Favorable (Unfavorable)
REVENUES			
State sources	\$ 470,840	\$ 470,840	\$ -
Local sources			
Fees for services	-	-	-
Interest	-	97	97
Total revenues	<u>470,840</u>	<u>470,937</u>	<u>97</u>
EXPENDITURES			
Salaries	293,930	323,404	(29,474)
Benefits	90,850	88,758	2,092
Purchased services	77,360	73,157	4,203
Supplies and materials	8,700	7,133	1,567
Total expenditures	<u>470,840</u>	<u>492,452</u>	<u>(21,612)</u>
DEFICIENCY OF REVENUES OVER EXPENDITURES	<u>\$ -</u>	<u>(21,515)</u>	<u>\$ (21,515)</u>
OTHER FINANCING SOURCE			
Transfer in		<u>43,318</u>	
EXCESS OF REVENUES AND OTHER FINANCING SOURCE OVER EXPENDITURES		21,803	
FUND BALANCE, BEGINNING OF YEAR		<u>37,053</u>	
FUND BALANCE, END OF YEAR		<u>\$ 58,856</u>	

* The program is currently reported under the Regional Learning Center Fund and Regional Attendance Cooperative Fund. The following is a summary of actual revenues and expenditures for the Truants Alternative Program reported in the Combining Schedule of Revenues, Expenditures and Changes in Fund Balances for each fund.

	Regional Learning Center	Regional Attendance Cooperative	Total
TOTAL REVENUES	\$ 244,505	\$ 226,432	\$ 470,937
TOTAL EXPENDITURES	<u>266,117</u>	<u>226,335</u>	<u>492,452</u>
EXCESS (DEFICIENCY) OF REVENUES OVER EXPENDITURES	(21,612)	97	(21,515)
OTHER FINANCING SOURCE			
Transfer in	<u>43,318</u>	-	<u>43,318</u>
EXCESS OF REVENUES AND OTHER FINANCING SOURCE OVER EXPENDITURES	21,706	97	21,803
FUND BALANCES, BEGINNING OF YEAR	<u>25,816</u>	<u>11,237</u>	<u>37,053</u>
FUND BALANCES, END OF YEAR	<u>\$ 47,522</u>	<u>\$ 11,334</u>	<u>\$ 58,856</u>

**BOONE/WINNEBAGO COUNTIES REGIONAL OFFICE OF EDUCATION NO. 4
 REGIONAL ALTERNATIVE SCHOOL
 COMBINING SCHEDULE OF ACCOUNTS
 JUNE 30, 2009**

SCHEDULE 7

	Regional Alternative School - State Aid	RAS General State Aid - ARRA	Preschool for All	Total
ASSETS				
Cash and cash equivalents (overdraft)	\$ 592,726	\$ 63,994	\$ (10,442)	\$ 646,278
LIABILITIES AND FUND BALANCES (DEFICIT)				
LIABILITIES				
Accounts payable and accrued expenses	-	63,994	-	63,994
FUND BALANCES (DEFICIT)				
Unreserved	592,726	-	(10,442)	582,284
TOTAL LIABILITIES AND FUND BALANCES (DEFICIT)	\$ 592,726	\$ 63,994	\$ (10,442)	\$ 646,278

**BOONE/WINNEBAGO COUNTIES REGIONAL OFFICE OF EDUCATION NO. 4
 REGIONAL ALTERNATIVE SCHOOL
 COMBINING SCHEDULE OF REVENUES, EXPENDITURES, AND CHANGES IN FUND BALANCES
 FOR THE YEAR ENDED JUNE 30, 2009**

SCHEDULE 8

	Regional Alternative School - State Aid	RAS General State Aid - ARRA	Preschool for All	Total
REVENUES				
Federal sources	\$ -	\$ 146,520	\$ -	\$ 146,520
State sources	495,621	-	-	495,621
Local sources				
Intergovernmental	950	-	31,821	32,771
Interest	5,351	-	-	5,351
Total revenues	<u>501,922</u>	<u>146,520</u>	<u>31,821</u>	<u>680,263</u>
EXPENDITURES				
Salaries	369,987	-	-	369,987
Benefits	25,647	-	-	25,647
Purchased services	9,740	146,520	42,263	198,523
Supplies and materials	16,003	-	-	16,003
Total expenditures	<u>421,377</u>	<u>146,520</u>	<u>42,263</u>	<u>610,160</u>
EXCESS (DEFICIENCY) OF REVENUES OVER EXPENDITURES	80,545	-	(10,442)	70,103
FUND BALANCES, BEGINNING OF YEAR	<u>512,181</u>	<u>-</u>	<u>-</u>	<u>512,181</u>
FUND BALANCES (DEFICIT), END OF YEAR	<u>\$ 592,726</u>	<u>\$ -</u>	<u>\$ (10,442)</u>	<u>\$ 582,284</u>

**BOONE/WINNEBAGO COUNTIES REGIONAL OFFICE OF EDUCATION NO. 4
 REGIONAL LEARNING CENTER
 COMBINING SCHEDULE OF ACCOUNTS
 JUNE 30, 2009**

SCHEDULE 9

	Workforce Investment Act	Truants Alternative Program	Regional Learning Center - State Aid	RLC General State Aid - ARRA	Total
ASSETS					
Cash and cash equivalents (overdrafts)	\$ (987)	\$ (55,514)	\$ 278,822	\$ -	\$ 222,321
Due from other funds	-	47,084	-	-	47,084
Due from other governmental agencies	-	94,168	-	-	94,168
TOTAL ASSETS	(987)	85,738	278,822	-	363,573
LIABILITIES AND FUND BALANCES (DEFICIT)					
LIABILITIES					
Accounts payable and accrued expenses	-	38,216	-	-	38,216
FUND BALANCES (DEFICIT)					
Unreserved	(987)	47,522	278,822	-	325,357
TOTAL LIABILITIES AND FUND BALANCES (DEFICIT)	\$ (987)	\$ 85,738	\$ 278,822	\$ -	\$ 363,573

**BOONE/WINNEBAGO COUNTIES REGIONAL OFFICE OF EDUCATION NO. 4
 REGIONAL LEARNING CENTER
 COMBINING SCHEDULE OF REVENUES, EXPENDITURES, AND CHANGES IN FUND BALANCES
 FOR THE YEAR ENDED JUNE 30, 2009**

SCHEDULE 10

	<u>Workforce Investment Act</u>	<u>Truants Alternative Program</u>	<u>Regional Learning Center - State Aid</u>	<u>RLC General State Aid - ARRA</u>	<u>Total</u>
REVENUES					
Federal sources	\$ 34,770	\$ -	\$ -	\$ 70,337	\$ 105,107
State sources	-	244,505	237,922	-	482,427
Local sources					
Intergovernmental	-	-	1,948	-	1,948
Interest	-	-	4,140	-	4,140
Total revenues	<u>34,770</u>	<u>244,505</u>	<u>244,010</u>	<u>70,337</u>	<u>593,622</u>
EXPENDITURES					
Salaries	26,606	151,593	212,570	-	390,769
Benefits	2,470	57,004	47,255	-	106,729
Purchased services	5,321	51,427	65,121	70,337	192,206
Supplies and materials	964	6,093	-	-	7,057
Total expenditures	<u>35,361</u>	<u>266,117</u>	<u>324,946</u>	<u>70,337</u>	<u>696,761</u>
DEFICIENCY OF REVENUES OVER EXPENDITURES	(591)	(21,612)	(80,936)	-	(103,139)
OTHER FINANCING SOURCES (USES)					
Transfer in (out)	-	43,318	(43,318)	-	-
EXCESS (DEFICIENCY) OF REVENUES AND OTHER FINANCING SOURCES (USES) OVER EXPENDITURES	(591)	21,706	(124,254)	-	(103,139)
FUND BALANCES (DEFICIT), BEGINNING OF YEAR	(396)	25,816	403,076	-	428,496
FUND BALANCES (DEFICIT), END OF YEAR	<u>\$ (987)</u>	<u>\$ 47,522</u>	<u>\$ 278,822</u>	<u>\$ -</u>	<u>\$ 325,357</u>

**BOONE/WINNEBAGO COUNTIES REGIONAL OFFICE OF EDUCATION NO. 4
 REGIONAL LEARNING ACADEMY
 COMBINING SCHEDULE OF ACCOUNTS
 JUNE 30, 2009**

SCHEDULE 11

	<u>Regional Safe Schools</u>	<u>General State Aid and Lunch</u>	<u>RLA General State Aid - ARRA</u>	<u>Total</u>
ASSETS				
Cash and cash equivalents (overdraft)	\$ (205,650)	\$ 2,042,347	\$ -	\$ 1,836,697
Due from other funds	82,260	-	-	82,260
Due from other governmental agencies	123,390	2,879	-	126,269
TOTAL ASSETS	<u>-</u>	<u>2,045,226</u>	<u>-</u>	<u>2,045,226</u>
FUND BALANCES				
Unreserved	<u>\$ -</u>	<u>\$ 2,045,226</u>	<u>\$ -</u>	<u>\$ 2,045,226</u>

**BOONE/WINNEBAGO COUNTIES REGIONAL OFFICE OF EDUCATION NO. 4
 REGIONAL LEARNING ACADEMY
 COMBINING SCHEDULE OF REVENUES, EXPENDITURES, AND CHANGES IN FUND BALANCES
 FOR THE YEAR ENDED JUNE 30, 2009**

SCHEDULE 12

	Regional Safe Schools	General State Aid and Lunch	RLA General State Aid - ARRA	Total
REVENUES				
Federal sources	\$ -	\$ 17,546	\$ 71,819	\$ 89,365
State sources	493,558	244,424	-	737,982
Local sources				
Fees for services	-	249,898	-	249,898
Interest	-	21,317	-	21,317
Total revenues	<u>493,558</u>	<u>533,185</u>	<u>71,819</u>	<u>1,098,562</u>
EXPENDITURES				
Salaries	351,179	151,865	-	503,044
Benefits	70,141	17,981	-	88,122
Purchased services	65,915	53,738	71,819	191,472
Supplies and materials	6,323	37,118	-	43,441
Capital expenditures	-	54,725	-	54,725
Payments to other governments	-	145,437	-	145,437
Total expenditures	<u>493,558</u>	<u>460,864</u>	<u>71,819</u>	<u>1,026,241</u>
EXCESS OF REVENUES OVER EXPENDITURES	-	72,321	-	72,321
FUND BALANCES, BEGINNING OF YEAR	-	1,972,905	-	1,972,905
FUND BALANCES, END OF YEAR	<u>\$ -</u>	<u>\$ 2,045,226</u>	<u>\$ -</u>	<u>\$ 2,045,226</u>

BOONE/WINNEBAGO COUNTIES REGIONAL OFFICE OF EDUCATION NO. 4 SCHEDULE 13
REGIONAL LEARNING ACADEMY
BUDGETARY COMPARISON SCHEDULE
FOR THE YEAR ENDED JUNE 30, 2009

	<u>Regional Safe Schools</u>		
	<u>Budget</u>	<u>Actual</u>	<u>Variance Favorable (Unfavorable)</u>
REVENUES			
State sources	\$ 493,558	\$ 493,558	\$ -
EXPENDITURES			
Salaries	346,500	351,179	(4,679)
Benefits	69,813	70,141	(328)
Purchased services	71,000	65,915	5,085
Supplies and materials	6,245	6,323	(78)
Total expenditures	<u>493,558</u>	<u>493,558</u>	<u>-</u>
EXCESS OF REVENUES OVER EXPENDITURES	<u>\$ -</u>	<u>-</u>	<u>\$ -</u>
FUND BALANCE, BEGINNING OF YEAR		<u>-</u>	
FUND BALANCE, END OF YEAR		<u>\$ -</u>	

BOONE/WINNEBAGO COUNTIES REGIONAL OFFICE OF EDUCATION NO. 4
KIDS FUND
COMBINING SCHEDULE OF ACCOUNTS
JUNE 30, 2009

SCHEDULE 14

	Standards Aligned Classroom Initiative	Other State Programs	Title II - Teacher Quality - Leadership	Title I - School Improvement and Accountability	Technology for Success (Formerly Learning Technology Center)	Principal Mentoring	Total
ASSETS							
Cash and cash equivalents (overdrafts)	\$ 58,751	\$ 56,161	\$ (6,076)	\$ 639,286	\$ (36,200)	\$ (10,190)	\$ 701,732
Due from other funds	-	74,000	-	-	36,200	-	110,200
Due from other governmental agencies	-	46,086	66,988	25,510	-	-	138,584
TOTAL ASSETS	58,751	176,247	60,912	664,796	-	(10,190)	950,516
LIABILITIES AND FUND BALANCES (DEFICIT)							
LIABILITIES							
Accounts payable and accrued expenses	31,272	43,645	1,582	256,627	-	-	333,126
Due to other governmental agencies	-	132,602	59,293	408,169	-	-	600,064
Total liabilities	31,272	176,247	60,875	664,796	-	-	933,190
FUND BALANCES (DEFICIT)							
Unreserved	27,479	-	37	-	-	(10,190)	17,326
TOTAL LIABILITIES AND FUND BALANCES (DEFICIT)	\$ 58,751	\$ 176,247	\$ 60,912	\$ 664,796	\$ -	\$ (10,190)	\$ 950,516

BOONE/WINNEBAGO COUNTIES REGIONAL OFFICE OF EDUCATION NO. 4

SCHEDULE 15

KIDS FUND

COMBINING SCHEDULE OF REVENUES, EXPENDITURES, AND CHANGES IN FUND BALANCES
FOR THE YEAR ENDED JUNE 30, 2009

	Standards Aligned Classroom Initiative	Other State Programs	Title II - Teacher Quality - Leadership	Title I - School Improvement and Accountability	Technology for Success (Formerly Learning Technology Center)	Principal Mentoring	Total
REVENUES							
Federal sources	\$ 89,250	\$ -	\$ 262,537	\$ 1,661,432	\$ -	\$ -	\$ 2,013,219
State sources	-	359,086	-	-	139,783	-	498,869
Local sources							
Intergovernmental	-	-	-	-	-	36,950	36,950
Total revenues	<u>89,250</u>	<u>359,086</u>	<u>262,537</u>	<u>1,661,432</u>	<u>139,783</u>	<u>36,950</u>	<u>2,549,038</u>
EXPENDITURES							
Salaries	-	29,148	-	228,451	105,045	-	362,644
Benefits	-	5,456	-	47,562	23,587	-	76,605
Purchased services	78,174	78,573	25,027	536,571	6,111	47,140	771,596
Supplies and materials	7,246	9,084	2,625	56,060	5,040	-	80,055
Capital expenditures	-	-	-	8,242	-	-	8,242
Payments to other governments	20,000	236,825	234,885	784,546	-	-	1,276,256
Total expenditures	<u>105,420</u>	<u>359,086</u>	<u>262,537</u>	<u>1,661,432</u>	<u>139,783</u>	<u>47,140</u>	<u>2,575,398</u>
DEFICIENCY OF REVENUES OVER EXPENDITURES	(16,170)	-	-	-	-	(10,190)	(26,360)
FUND BALANCES, BEGINNING OF YEAR	<u>43,649</u>	<u>-</u>	<u>37</u>	<u>-</u>	<u>-</u>	<u>-</u>	<u>43,686</u>
FUND BALANCES (DEFICIT), END OF YEAR	<u>\$ 27,479</u>	<u>\$ -</u>	<u>\$ 37</u>	<u>\$ -</u>	<u>\$ -</u>	<u>\$ (10,190)</u>	<u>\$ 17,326</u>

**BOONE/WINNEBAGO COUNTIES REGIONAL OFFICE OF EDUCATION NO. 4
 KIDS FUND
 BUDGETARY COMPARISON SCHEDULES
 FOR THE YEAR ENDED JUNE 30, 2009**

SCHEDULE 16

	Other State Programs			Title II - Teacher Quality - Leadership			Title I - School Improvement and Accountability		
	Budget	Actual	Variance Favorable (Unfavorable)	Budget	Actual	Variance Favorable (Unfavorable)	Budget	Actual	Variance Favorable (Unfavorable)
REVENUES									
Federal sources	\$ -	\$ -	\$ -	\$ 262,537	\$ 262,537	\$ -	\$ 1,751,013	\$ 1,661,432	\$ (89,581)
State sources	366,593	359,086	(7,507)	-	-	-	-	-	-
Total revenues	366,593	359,086	(7,507)	262,537	262,537	-	1,751,013	1,661,432	(89,581)
EXPENDITURES									
Salaries	32,000	29,148	2,852	-	-	-	197,100	228,451	(31,351)
Benefits	9,000	5,456	3,544	-	-	-	45,700	47,562	(1,862)
Purchased services	76,800	78,573	(1,773)	25,000	25,027	(27)	590,000	536,571	53,429
Supplies and materials	7,593	9,084	(1,491)	2,537	2,625	(88)	53,873	56,060	(2,187)
Capital expenditures	-	-	-	-	-	-	10,000	8,242	1,758
Payments to other governments	241,200	236,825	4,375	235,000	234,885	115	854,340	784,546	69,794
Total expenditures	366,593	359,086	7,507	262,537	262,537	-	1,751,013	1,661,432	89,581
EXCESS OF REVENUES OVER EXPENDITURES	<u>\$ -</u>	<u>-</u>	<u>\$ -</u>	<u>\$ -</u>	<u>-</u>	<u>\$ -</u>	<u>\$ -</u>	<u>-</u>	<u>\$ -</u>
FUND BALANCES, BEGINNING OF YEAR		<u>-</u>			<u>37</u>			<u>-</u>	
FUND BALANCES, END OF YEAR		<u>\$ -</u>			<u>\$ 37</u>			<u>\$ -</u>	

**BOONE/WINNEBAGO COUNTIES REGIONAL OFFICE OF EDUCATION NO. 4
 KIDS FUND
 BUDGETARY COMPARISON SCHEDULES
 FOR THE YEAR ENDED JUNE 30, 2009**

**SCHEDULE 16
 (CONTINUED)**

	Technology for Success (Formerly Learning Technology Center)			Total		
	Budget	Actual	Variance Favorable (Unfavorable)	Budget	Actual	Variance Favorable (Unfavorable)
REVENUES						
Federal sources	\$ -	\$ -	\$ -	\$ 2,013,550	\$ 1,923,969	\$ (89,581)
State sources	139,783	139,783	-	506,376	498,869	(7,507)
Total revenues	139,783	139,783	-	2,519,926	2,422,838	(97,088)
EXPENDITURES						
Salaries	105,038	105,045	(7)	334,138	362,644	(28,506)
Benefits	22,872	23,587	(715)	77,572	76,605	967
Purchased services	7,673	6,111	1,562	699,473	646,282	53,191
Supplies and materials	4,200	5,040	(840)	68,203	72,809	(4,606)
Capital expenditures	-	-	-	10,000	8,242	1,758
Payments to other governments	-	-	-	1,330,540	1,256,256	74,284
Total expenditures	139,783	139,783	-	2,519,926	2,422,838	97,088
EXCESS OF REVENUES OVER EXPENDITURES	<u>\$ -</u>	<u>-</u>	<u>\$ -</u>	<u>\$ -</u>	<u>-</u>	<u>\$ -</u>
FUND BALANCES, BEGINNING OF YEAR		<u>-</u>			<u>37</u>	
FUND BALANCES, END OF YEAR		<u>\$ -</u>			<u>\$ 37</u>	

BOONE/WINNEBAGO COUNTIES REGIONAL OFFICE OF EDUCATION NO. 4
NONMAJOR SPECIAL REVENUE FUNDS
COMBINING BALANCE SHEET
JUNE 30, 2009

SCHEDULE 17

	<u>General Education Development</u>	<u>Bus Driver Training</u>	<u>Supervisory</u>	<u>Educational Service Center No. 1</u>	<u>Institute</u>	<u>Total</u>
ASSETS						
Cash and cash equivalents	\$ 84,946	\$ 7,750	\$ 1,857	\$ 138,942	\$ 176,490	\$ 409,985
Due from other governmental agencies	1,010	412	-	-	-	1,422
TOTAL ASSETS	<u>85,956</u>	<u>8,162</u>	<u>1,857</u>	<u>138,942</u>	<u>176,490</u>	<u>411,407</u>
FUND BALANCES						
Unreserved	<u>\$ 85,956</u>	<u>\$ 8,162</u>	<u>\$ 1,857</u>	<u>\$ 138,942</u>	<u>\$ 176,490</u>	<u>\$ 411,407</u>

BOONE/WINNEBAGO COUNTIES REGIONAL OFFICE OF EDUCATION NO. 4
NONMAJOR SPECIAL REVENUE FUNDS
COMBINING STATEMENT OF REVENUES, EXPENDITURES, AND CHANGES IN FUND BALANCES
FOR THE YEAR ENDED JUNE 30, 2009

SCHEDULE 18

	General Education Development	Bus Driver Training	Supervisory	Educational Service Center No. 1	Institute	Total
REVENUES						
State sources	\$ -	\$ 2,036	\$ 2,000	\$ -	\$ -	\$ 4,036
Local sources						
Licenses and permits	-	-	-	-	52,614	52,614
Fees for services	71,112	4,436	70	-	-	75,618
Interest	829	82	35	1,448	2,724	5,118
Total revenues	<u>71,941</u>	<u>6,554</u>	<u>2,105</u>	<u>1,448</u>	<u>55,338</u>	<u>137,386</u>
EXPENDITURES						
Salaries	31,542	-	-	-	-	31,542
Purchased services	28,978	6,702	2,144	-	64,035	101,859
Supplies and materials	2,030	883	-	-	2,880	5,793
Total expenditures	<u>62,550</u>	<u>7,585</u>	<u>2,144</u>	<u>-</u>	<u>66,915</u>	<u>139,194</u>
EXCESS (DEFICIENCY) OF REVENUES OVER EXPENDITURES	9,391	(1,031)	(39)	1,448	(11,577)	(1,808)
OTHER FINANCING USES						
Transfer out	-	-	-	(1,630)	-	(1,630)
EXCESS (DEFICIENCY) OF REVENUES AND OTHER FINANCING USES OVER EXPENDITURES	9,391	(1,031)	(39)	(182)	(11,577)	(3,438)
FUND BALANCES, BEGINNING OF YEAR	<u>76,565</u>	<u>9,193</u>	<u>1,896</u>	<u>139,124</u>	<u>188,067</u>	<u>414,845</u>
FUND BALANCES, END OF YEAR	<u>\$ 85,956</u>	<u>\$ 8,162</u>	<u>\$ 1,857</u>	<u>\$ 138,942</u>	<u>\$ 176,490</u>	<u>\$ 411,407</u>

BOONE/WINNEBAGO COUNTIES REGIONAL OFFICE OF EDUCATION NO. 4
FIDUCIARY FUNDS
COMBINING STATEMENT OF FIDUCIARY NET ASSETS
JUNE 30, 2009

SCHEDULE 19

	<u>Distributive</u>	<u>Audio Visual Co-op</u>	<u>Career Educational Associates of North Central Illinois</u>	<u>Payroll</u>	<u>Total</u>
ASSETS					
Cash and cash equivalents	\$ 70	\$ 19,044	\$ 907,595	\$ 136,581	\$ 1,063,290
LIABILITIES					
Due to other governmental agencies	\$ 70	\$ 19,044	\$ 907,595	\$ 136,581	\$ 1,063,290

**BOONE/WINNEBAGO COUNTIES REGIONAL OFFICE OF EDUCATION NO. 4
 FIDUCIARY FUNDS
 COMBINING STATEMENT OF CHANGES IN ASSETS AND LIABILITIES -
 ALL AGENCY FUNDS
 FOR THE YEAR ENDED JUNE 30, 2009**

SCHEDULE 20

	<u>Balance</u> <u>June 30, 2008</u>	<u>Additions</u>	<u>Deductions</u>	<u>Balance</u> <u>June 30, 2009</u>
DISTRIBUTIVE				
ASSETS				
Cash and cash equivalents	\$ 70	\$ 5,794,175	\$ 5,794,175	\$ 70
LIABILITIES				
Due to other governmental agencies	\$ 70	\$ 5,794,175	\$ 5,794,175	\$ 70
AUDIO VISUAL CO-OP				
ASSETS				
Cash and cash equivalents	\$ 12,372	\$ 8,806	\$ 2,134	\$ 19,044
LIABILITIES				
Due to other governmental agencies	\$ 12,372	\$ 8,806	\$ 2,134	\$ 19,044
CAREER EDUCATIONAL ASSOCIATES OF NORTH CENTRAL ILLINOIS				
ASSETS				
Cash and cash equivalents	\$ 1,009,332	\$ 1,611,829	\$ 1,713,566	\$ 907,595
LIABILITIES				
Due to other governmental agencies	\$ 1,009,332	\$ 1,611,829	\$ 1,713,566	\$ 907,595
PAYROLL				
ASSETS				
Cash and cash equivalents	\$ 40,242	\$ 3,144,738	\$ 3,048,399	\$ 136,581
LIABILITIES				
Due to other governmental agencies	\$ 40,242	\$ 3,144,738	\$ 3,048,399	\$ 136,581
TOTAL				
ASSETS				
Cash and cash equivalents	\$ 1,062,016	\$ 10,559,548	\$ 10,558,274	\$ 1,063,290
LIABILITIES				
Due to other governmental agencies	\$ 1,062,016	\$ 10,559,548	\$ 10,558,274	\$ 1,063,290

**BOONE/WINNEBAGO COUNTIES REGIONAL OFFICE OF EDUCATION NO. 4
 SCHEDULE OF DISBURSEMENTS TO SCHOOL DISTRICT TREASURERS AND OTHERS
 FOR THE YEAR ENDED JUNE 30, 2009**

SCHEDULE 21

	KIDS	CEANCI	Regional Learning Academy	Regional Learning Center	Regional Alternative School	Regional Attendance Cooperative	Rock Valley College	ROE No. 4 Regional Superintendent	School Bus Training	Total
General State Aid	\$ -	\$ -	\$ 242,936	\$ 237,922	\$ 495,621	\$ -	\$ -	\$ -	\$ -	\$ 976,479
General State Aid - ARRA	-	-	71,819	70,337	146,520	-	-	-	-	288,676
ROE School Bus Driver training	-	-	-	-	-	-	-	-	2,036	2,036
Regional Safe Schools	-	-	287,908	-	-	-	-	-	-	287,908
Truants Alternative program	-	-	-	103,253	-	226,335	-	-	-	329,588
ROE/ISC Operations	259,000	-	-	-	-	-	-	-	-	259,000
Supervisory expense	-	-	-	-	-	-	-	2,000	-	2,000
Title I - School Improvement and Accountability	1,604,238	-	-	-	-	-	-	-	-	1,604,238
Title II - Teacher Quality - Leadership	195,549	-	-	-	-	-	-	-	-	195,549
Career and Technical Education Improvement (CTEI)	-	685,437	-	-	-	-	-	-	-	685,437
Agriculture Education	-	20,963	-	-	-	-	-	-	-	20,963
Technology for Success (Formerly Learning Technology Center)	139,783	-	-	-	-	-	-	-	-	139,783
Other State programs	239,000	-	-	-	-	-	-	-	-	239,000
State Free Lunch and Breakfast	-	-	974	-	-	-	-	-	-	974
School Breakfast Incentive	-	-	73	-	-	-	-	-	-	73
School Breakfast program	-	-	7,274	-	-	-	-	-	-	7,274
National School Lunch program	-	-	13,862	-	-	-	-	-	-	13,862
V.E. Perkins - Title IIC - Secondary Education	-	688,146	-	-	-	-	-	-	-	688,146
Summer Food Service program	-	-	-	-	-	-	6,105	-	-	6,105
Miscellaneous programs	-	-	-	-	-	47,084	-	-	-	47,084
	<u>\$ 2,437,570</u>	<u>\$1,394,546</u>	<u>\$ 624,846</u>	<u>\$ 411,512</u>	<u>\$ 642,141</u>	<u>\$ 273,419</u>	<u>\$ 6,105</u>	<u>\$ 2,000</u>	<u>\$ 2,036</u>	<u>\$5,794,175</u>

**BOONE/WINNEBAGO COUNTIES REGIONAL OFFICE OF EDUCATION NO. 4
SCHEDULE OF EXPENDITURES OF FEDERAL AWARDS
FOR THE YEAR ENDED JUNE 30, 2009**

SCHEDULE 22

Federal Grantor/Pass-Through Grantor Program/Grant Title	CFDA Number	Pass-Through / Contract Number	FY 2009 Expenditures
<u>DEPARTMENT OF EDUCATION</u>			
Title I Grants to Local Educational Agencies			
Passed-Through Illinois State Board of Education			
<i>Title I - School Improvement and Accountability</i>	(M) 84.010A	2008-4331-SS	\$ 31,684
<i>Title I - School Improvement and Accountability</i>	(M) 84.010A	2009-4331-SS	1,629,748
Passed-Through Clark, Coles, Cumberland, Douglas, Edgar, Moultrie and Shelby Counties Regional Office of Education No. 11			
<i>Standards Aligned Classroom Initiative</i>	(M) 84.010A	2009-4331-00	89,250
			<u>1,750,682</u>
Improving Teacher Quality State Grants			
Passed-Through Illinois State Board of Education			
<i>Title II - Teacher Quality - Leadership Grant</i>	84.367A	2009-4935-SS	262,537
State Fiscal Stabilization Fund (SFSF) - Education State Grants, Recovery Act (Education Stabilization Fund)			
Passed-Through Illinois State Board of Education			
<i>ARRA - General State Aid</i>	84.394A	2009-4850-92	70,337
<i>ARRA - General State Aid</i>	84.394A	2009-4850-93	71,819
<i>ARRA - General State Aid</i>	84.394A	2009-4850-95	146,520
			<u>288,676</u>
TOTAL DEPARTMENT OF EDUCATION			\$ <u>2,301,895</u>
<u>DEPARTMENT OF AGRICULTURE</u>			
School Breakfast Program			
Passed-Through Illinois State Board of Education			
<i>School Breakfast Program</i>	10.553	2009-4220-00	\$ 5,904
National School Lunch Program			
Passed-Through Illinois State Board of Education			
<i>National School Lunch Program</i>	10.555	2009-4210-00	11,642
TOTAL DEPARTMENT OF AGRICULTURE			\$ <u>17,546</u>
<u>DEPARTMENT OF LABOR</u>			
Workforce Investment Act (WIA) Youth Activities			
Passed-Through Rock River Training Corporation			
<i>Workforce Investment Act (WIA)</i>	17.259	2009-206	\$ 34,770
TOTAL DEPARTMENT OF LABOR			\$ <u>34,770</u>
TOTAL EXPENDITURES OF FEDERAL AWARDS			\$ <u>2,354,211</u>

(M) Program was audited as major program.

The accompanying notes are an integral part of this schedule.

**BOONE/WINNEBAGO COUNTIES REGIONAL OFFICE OF EDUCATION NO. 4
NOTES TO SCHEDULE OF EXPENDITURES OF FEDERAL AWARDS
FOR THE YEAR ENDED JUNE 30, 2009**

Note 1. Reporting Entity Basis of Presentation and Accounting

The accompanying Schedule of Expenditures of Federal Awards includes the federal grant activity of Boone/Winnebago Counties Regional Office of Education No. 4 and is prepared on the modified accrual basis of accounting. The information in this schedule is presented in accordance with the requirements of OMB Circular A-133, *Audits of States, Local Governments, and Non-Profit Organizations*. Therefore, some amounts presented in this schedule may differ from amounts presented in, or used in the preparation of the basic financial statements.

Note 2. Subrecipients

Not Applicable.

Note 3. Description of Federal Program Audited as a Major Program

Title I - School Improvement and Accountability provides support and guidance to school districts through this complex school improvement process so that teaching and learning are improved every year. The Illinois State Board of Education Quality Assurance Process consists of an external visit to audit each school every few years and an internal review that each school must conduct annually.

Standards Aligned Classroom Initiative supports teams that develop curriculum aligned with the Illinois Academic Standards.

Note 4. Non-Cash Assistance

Not Applicable.

Note 5. Amount of Insurance

Not Applicable.

Note 6. Loans or Loan Guarantees Outstanding

Not Applicable.